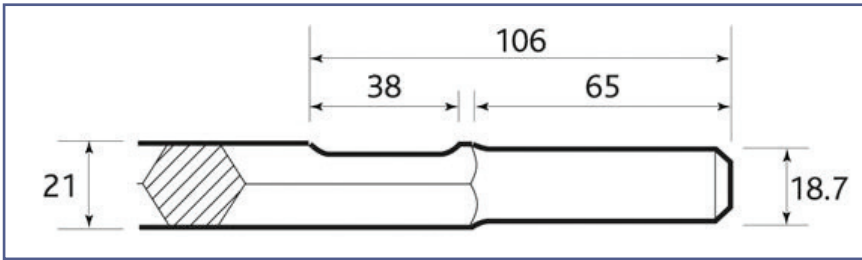


Breaker Steels

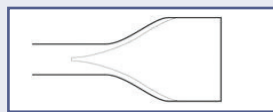


Kango 900/950

Specially selected by YOKOTAUK

WIDE CHISEL

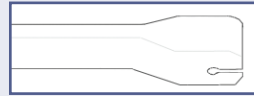
Part number	Description
Y-K900/950-50WC300	50mm Wide Chisel - 300mm o/a length
Y-K900/950-75WC300	75mm Wide Chisel - 300mm o/a length



Wide Chisel is used in a similar way to the Moil Point but the line of fracture is controlled along the line of the chisel end. Used on applications where it is important to have a clean edge retained on the work piece being broken.

SCUTCH COMB HOLDER

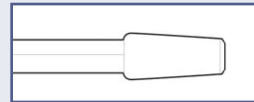
Part number	Description
Y-K900/950-SCHOLDER	Scutch Comb Holder



Allows scutching operations using machines instead of handheld. Interchangeable end means no sharpening is necessary.

STEM - TAMPING PAD

Part number	Description
Y-K900/950-STEM	Stem for floor cleaning tool & pads




These tools need to be used together. The stem can have a number of shank configurations to suit both pneumatic and electric powered breakers. The pad is selected to suit the type of compaction operation required.

ACCESSORIES

Part number	Description
100MM DIAMETER PAD	100mm dia k-taper tamping pads for electric hammer stems
180MM DIAMETER PAD	180mm dia k-taper tamping pads for electric hammer stems
FLOOR CLEANING TOOL	Floor cleaning tool for use with electric hammer stems
CLEAN BLADE TOOL	Spare 2mm blade for floor cleaning tool

MOIL POINT

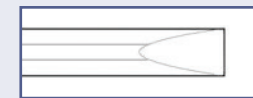
Part number	Description
Y-K900/950-MP380	Moil Point - 380mm o/a length
Y-K900/950-MP450	Moil Point - 450mm o/a length



Drop forged of high grade steel, this hammer iron with heat treated work areas is used for demolition work and starting holes in the centre of a concrete slab. The most common of the demolition steels used for general breaking where there is not a requirement to control the line of fracture.

NARROW CHISEL

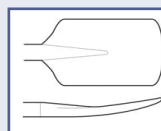
Part number	Description
Y-K900/950-NC380	Narrow Chisel - 380mm o/a length
Y-K900/950-NC450	Narrow Chisel - 450mm o/a length



Narrow Chisel is used in a similar way to the Moil Point but the line of fracture is controlled along the line of the chisel end. Used on applications where it is important to have a clean edge retained on the work piece being broken.

CLAYSPADE

Part number	Description
Y-K900/950-CSPADE	Clayspade - 100 x 165mm Blade



Clayspade is a purpose designed blade for cutting / digging of boulder clay. The geometry facilitates the cutting action to return an open face. Favoured by tunnelling contractors and companies specialising in underpinning in clay conditions. Also excellent for landscaping.



REPAIR & SERVICE DEPARTMENT

From the Yokota UK service centre at our Sheffield head office we are able to offer you full service, repair & preventative maintenance.

- FREE no obligation quotations
- 3 month comprehensive warranty on all work carried out
- Fully traceable repair history through our quality management systems
- Only OEM spare parts used
- Complete maintenance advice service