




THA-2BRH / THA-4BRH

Industrial

- Sub 7kg Chipping hammer (THA-2BRH)
- Sub 8kg Chipping hammer (THA-4BRH)
- 19 x 50mm Hex shank
- Open grip handle for ease of use
- Ideal for both foundry & rebar work
- Fitted with solid steel screw retainer for use with pointed and wide cutting chisels

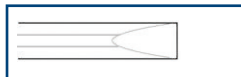
Specially selected by YOKOTA

Breaker Steel Key



Moil Point / Point

Drop forged of high grade steel, this hammer iron with heat treated work areas is used for demolition work and starting holes in the centre of a concrete slab. The most common of the demolition steels used for general breaking where there is not a requirement to control the line of fracture.



Narrow Chisel

Narrow Chisel is used in a similar way to the Moil Point but the line of fracture is controlled along the line of the chisel end. Used on applications where it is important to have a clean edge retained on the work piece being broken.



Wide Chisel is used in a similar way to the Moil Point but the line of fracture is controlled along the line of the chisel end. Used on applications where it is important to have a clean edge retained on the work piece being broken.



Wide Tarmac Cutter

Tarmac Cutter used for cutting coated stone. The wedge shape of the side profile is preferred by many operators as it facilitates easy removal of the blade after each cut.



Clayspade

These tools need to be used together. The stem can have a number of shank configurations to suit both pneumatic and electric powered breakers. The pad is selected to suit the type of compaction operation required.



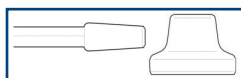
Wide Asphalt Cutter

Asphalt Cutter is similar in application to the Tarmac Cutter but has the benefit of a thinner parallel side profile and radius on the blade allowing faster penetration in the cutting action. Suitable for lighter weight and less powerful breakers.



Scutch Comb Holder

Allows scutching operations using machines instead of handheld. Interchangeable end means no sharpening is necessary.



Stem & Tamping Pad

These tools need to be used together. The stem can have a number of shank configurations to suit both pneumatic and electric powered breakers. The pad is selected to suit the type of compaction operation required.



Stem & Floor Cleaning Tool

Stem for floor cleaning tool is available with different shank types and facilitates the use of the smaller electric tamping pads and especially the floor cleaning tool.

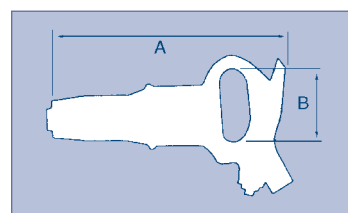
How to Select your Yokota Breaker Steel

1. Choose the kind of application you need to undertake and therefore the breaker steel type you need from the Breaker Steel Key.
2. Select the machine type you will be using,

Type	THA-2BRH	THA-4BRH
Brand	TOKU	TOKU
Shank size mm	19.0 x 50.0	19.0 x 50.0
Bore diameter mm	28.5	28.5
Stroke mm	51.0	102.0
Blows p/min	2,300	1,800
J/Blow	15.7	31.8
Air cons. l/s	14.2	15.8
Weight kg	6.8	7.8
Inlet thread	PT 3/8"	PT 3/8"
Hose diameter mm	13.0	13.0
Vibration m/s ²	11.6	11.6
Noise level dB(A)	93	93

TECHNICAL DATA

Type	A mm	B mm
THA-2BRH19x50	350	87
THA-4BRH19x50	430	87



ELV - Daily Exposure Limit Value
EAV - Daily Exposure Action Value

Product Code	Time to reach ELV (hours:minutes)	Time to reach EAV (hours:minutes)
THA-2BRH	1.29	0.22
THA-4BRH	1.29	0.22



REPAIR & SERVICE DEPARTMENT

From the Yokota UK service centre at our Sheffield head office we are able to offer you full service, repair & preventative maintenance.

- FREE no obligation quotations
- 3 month comprehensive warranty on all work carried out
- Fully traceable repair history through our quality management systems
- Only OEM spare parts used
- Complete maintenance advice service