

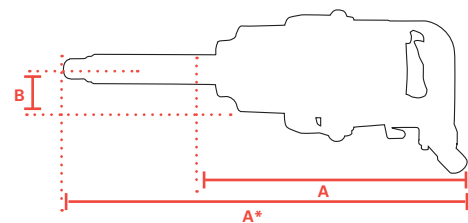
# IMPACT WRENCHES

Dimensions, parts, accessories

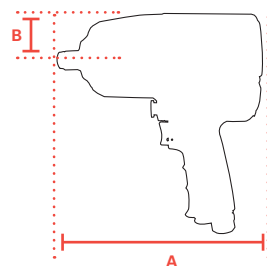
## DIMENSIONS

Type	A mm	A* mm	B mm	C mm	D mm	Dessin
MI-12	150	-	24	-	-	3
MI-14S	100	-	30	-	-	3
MI-16M1/2	170	-	27	-	-	3
MI-16M3/8	170	-	27	-	-	3
MI-17C	181	-	31	-	-	3
MI-17MG	178	-	31	-	-	3
MI-20P	215	-	38	-	-	3
MI-20PL	335	-	38	-	-	3
MI-20S	164	-	40	-	-	2
MI-38ESR	337	-	50	-	-	2
MI-38ELR	-	515	50	-	-	2
MI-42ESR	370	-	60	-	-	2
MI-42ELR	-	517	60	-	-	2
MI-590TR	570	-	50	-	-	2
MI-3800PR	281	-	55	-	-	3
MI-3800PLR	-	430	55	-	-	3
MI-3800ESR	355	-	55	-	-	2
MI-3800ELR	-	504	55	-	-	2
MI-4500ESR	460	-	60	-	-	2
MI-4500ELR	-	584	60	-	-	2
MI-5500ES	553	-	63	-	-	2
RR-15A	340	-	32	67	-	1
RR-15P	180	-	30	-	-	3
RR-20PN	239	-	38	-	-	3
RR-160H	185	-	30	-	-	3
RR-16N	150	-	30	-	-	3
RR-18N	185	-	30	-	-	3
RR-18NT	185	-	30	-	-	3
RR-24N	210	-	50	-	-	3
RRI-14	120	-	32	-	-	3
RRI-17	172	-	29	-	-	3
RRI-25S	177	-	40	-	-	2
RRI-37E	-	515	52	-	-	2
RRI-1061	400	-	78	-	-	2
RRI-2100M	162	-	36	-	-	2
RRI-2500M	187	-	45	-	-	2
V-160P	182	-	34	-	-	3
YD-670E-R	149	-	22	-	-	2
YW-6CL	215	-	14	50	63	1
YW-50C	535	-	355	448	160	4
YW-90C	674	-	358	448	186	4
YW-120C	827	-	527	461	226	4

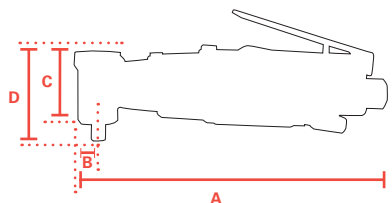
Drawing 1



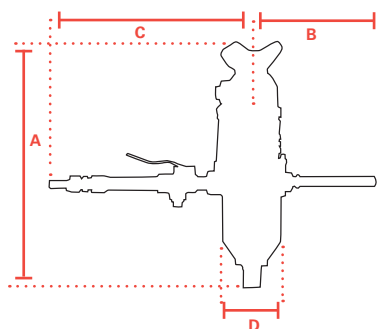
Drawing 2



Drawing 3



Drawing 4



## SPARE PARTS – SPRING RING FOR IMPACT SOCKETS

Type	Part number Spring Ring	Part number O-Ring
TOKU 3/8"	13-08-05-092	9010-1004-00-00
TOKU 1/2"	13-08-05-006	13-11-17-108
TOKU 3/4"	13-08-03-113	9010-1012-00-00
TOKU 1"	13-08-03-144	13-11-05-013
V-160P	0208-0416-00-00	13-11-05-006
RR-15P	40303	13-11-05-006
RR-20PN	280-016	9010-1012-00-00
RR-16N/18N(T)	40303	13-11-05-006
RR-24N	45-405112	OR01000305
RR-160H	250-033	00-4103
RRI-17 3/8"	242-026	00-4144
RRI-17 1/2"	250-033	00-4103
RRI-2100M	250-033	00-4103
RRI-2500M	280-028	00-4175

## ACCESSORIES

### RUBBER PROTECTION COVER

Part number	For type
AH0001030	MI-20P

### HOSE SET SILENCER

Part number	For type
EH-43-4033SUB	RR-16N/18N/18NT RRI-17/21
EH-454051P	RR-24N

# RATCHET WRENCHES



## RATCHET WRENCHES 1/4" + 3/8" + 1/2"

Type	Brand	Square drive	Bolt capacity mm	RPM	Torque Nm	Air cons. l/sec	Weight kg	Inlet thread	Hose diameter mm	Vibration m/s <sup>2</sup>	Sound level dB(A)
RRW-2202	RR	1/4"	8	200	32	5,0	0,5	PT 1/4"	6,5	4,3	85
MR-2207C	TOKU	1/4"	8	250	28	5,0	0,5	PT 1/4"	6,5	2,7	81
RRW-2203	RR	3/8"	10	200	32	5,0	0,5	PT 1/4"	6,5	4,3	85
MR-2209C	TOKU	3/8"	10	250	28	5,0	0,5	PT 1/4"	6,5	2,7	81
RRW-2403	RR	3/8"	12	150	68	6,0	1,2	PT 1/4"	6,5	5,8	85
MR-2310B	TOKU	3/8"	12	175	78	6,0	1,2	PT 1/4"	6,5	3	85
RRW-2404	RR	1/2"	12	150	68	6,0	1,2	PT 1/4"	6,5	5,8	85
MR-2410B	TOKU	1/2"	12	175	78	6,0	1,2	PT 1/4"	6,5	1,3	81
RRW-121	RR	1/2"	12	150	120	8,0	1,9	PT 1/4"	10	2,3	88

## REACTIONLESS RATCHET WRENCHES

Type	Brand	Square drive	Bolt capacity mm	RPM	Torque Nm	Air cons. l/sec	Weight kg	Inlet thread	Hose diameter mm	Vibration m/s <sup>2</sup>	Sound level dB(A)
RRW-3403	RR	3/8"	12	500	95	6,0	1,28	PT 1/4"	6,5	4,5	91
RRW-3404	RR	1/2"	12	500	95	6,0	1,28	PT 1/4"	6,5	4,5	91

## RATCHET WRENCHES FOR THE ASSEMBLY INDUSTRY

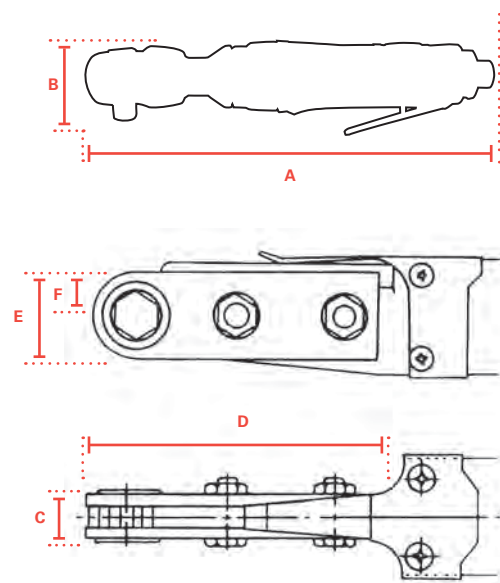
Type	Brand	Square drive	Bolt capacity mm	RPM	Torque Nm	Air cons. l/sec	Weight kg	Inlet thread	Hose diameter mm	Vibration m/s <sup>2</sup>	Sound level dB(A)
YRW-6	YOKOTA	8, 9, 10 *	6	200	13	4,6	1,15	PT 1/4"	6,5	2,5	81
YRW-8NS	YOKOTA	10, 12, 13, 14 *	8	250	30	8,3	2,00	PT 1/4"	10	2,5	82
YRW-10N	YOKOTA	14, 17 *	10	140	45	11,6	2,65	PT 1/4"	10	2,5	84

\* Socket size in mm (Please state socket size in your order).

# RATCHET WRENCHES

## Dimensions

Type	A mm	B mm	C mm	D mm	E mm	F mm
MR-2207C	165	33	-	-	-	-
MR-2209C	165	33	-	-	-	-
MR-2310B	255	44	-	-	-	-
MR-2410B	255	50	-	-	-	-
RRW-121	357	57	-	-	-	-
RRW-2202	180	32	-	-	-	-
RRW-2203	180	32	-	-	-	-
RRW-2403	250	40	-	-	-	-
RRW-2404	250	45	-	-	-	-
RRW-3403	280	40	-	-	-	-
RRW-3404	280	45	-	-	-	-
YRW-6	320	13	13	88	20	10
YRW-8NS	350	18	13	105	25	12,5
YRW-10N	388	18	18	108	33	16,5



# SCREWDRIVERS

## Hammermechanism & Direct drive



### 1-HAMMER

Type	Brand	Square hex drive	Bolt capacity mm	Model	RPM	Torque Nm	Air cons. l/s	Weight kg	Inlet thread	Hose diameter mm	Vibration m/s <sup>2</sup>	Sound level dB(A)
YD-3A <sup>1)</sup>	YOKOTA	1/4" Hex	4	Recht	12.000	7,5	1,6	0,50	PT 1/8"	6,5	2,3	82
YD-4A <sup>1)</sup>	YOKOTA	1/4" Hex	5	Recht	11.000	12	2,3	0,60	PT 1/8"	6,5	2	90
YD-5A <sup>1)</sup>	YOKOTA	1/4" Hex	6	Recht	10.000	15,5	3,2	0,85	PT 1/8"	6,5	2,5	90

### 2-HAMMER

Type	Brand	Square hex drive	Bolt capacity mm	Model	RPM	Torque Nm	Air cons. l/s	Weight kg	Inlet thread	Hose diameter mm	Vibration m/s <sup>2</sup>	Sound level dB(A)
MID-600 <sup>2)</sup>	TOKU	1/4" Hex	3-5	Pistol	9.500	90	5,0	0,9	PT 1/4"	6,5	3,6	82
YD-40PZ	YOKOTA	1/4" Hex	4	Pistol	14.000	15	1,6	0,52	PT 1/4"	6,5	4	80
YD-600SZ <sup>2)</sup>	YOKOTA	1/4" Hex	6	Recht	7.500	37	5,0	0,95	PT 1/4"	6,5	1,6	77
YD-670A-RF <sup>3)</sup>	YOKOTA	1/4" Hex	6	Pistol	7.500	90	6,1	0,98	PT 1/4"	6,5	1,5	75

### DIRECT DRIVE

Type	Brand	Square hex drive	Bolt capacity mm	Model	RPM	Torque Nm	Air cons. l/s	Weight kg	Inlet thread	Hose diameter mm	Vibration m/s <sup>2</sup>	Sound level dB(A)
RR-0800DD	RR	1/4" Hex	6	Pistol	800	10,5	9,8	1,0	PT 1/4"	10	3,5	83
RR-1800DD	RR	1/4" Hex	6	Pistol	1.800	7,5	9,8	1,0	PT 1/4"	10	3,5	83

1) Delivered with regulator / 2) 4 settings power adjustment / 3) Delivered with rubber protection cover

### SELECTION GUIDE: TYPE OF SCREWDRIVER PER APPLICATION

Type	Machine screw 4.8	Machine screw 8.8	Self tapping screw-M	Self tapping screw-ST	Self tapping screw-ST, for plastic	Self-drilling/ Self-tapping Screw-S	Wood screw
Impact	Green	Green	Green	Green	Red	Green	Green
Direct drive	Green	Green	Green	Green	Red	Green	Green
Clutchtype mechanism	Green	Green	Green	Green	Green	Green	Green
Shut-off mechanism	Green	Green	Green	Green	Green	Green	Green

Green Recommended Orange OK Red not OK  
For suitable impact sockets please refer to chapter on impact sockets.