


# TIP DRESSERS & HOG RINGERS



YNR-8F

YHR-33L

## TIP DRESSERS

Type	Brand	Tip capacity mm	RPM	Rotation L/R	Air cons. l/s	Weight kg	Inlet thread	Hose diameter mm	Vibration m/s <sup>2</sup>	Sound level dB(A)
YNR-8F*	YOKOTA	16	1.400	right	6,7	1,2	PT 1/4"	9,5	< 2,5	5

\* Hand model  
Blades for tip dressers are separately available and will be custom made on tip specifications. On request we can supply you with detailed information.

## HOG RINGERS

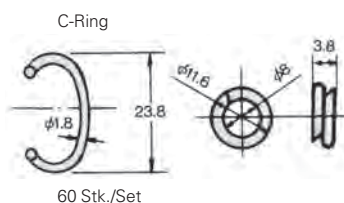
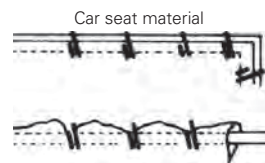
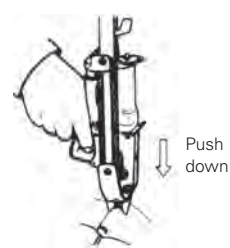
Type	Brand	Max. number of rings	Ring size mm	Trigger-pressure kg	Stroke trigger mm	Air cons. l/s	Weight kg	Inlet thread	Hose diameter mm	Vibration m/s <sup>2</sup>	Sound level dB(A)
YHR-33	YOKOTA	120	8	0,6	7	0,8	1,5	PT 1/4"	6	1,66	79
YHR-33L*	YOKOTA	120	8	0,6	7	0,8	1,5	PT 1/4"	6	1,66	79

\* Extended nose

## FUNCTIONING OF THE YHR-33(L)



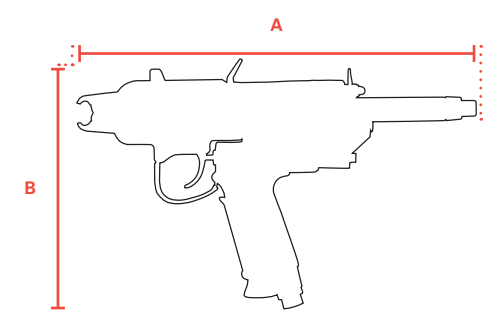
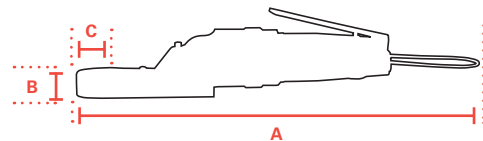
Pull the trigger and clamp. The work is completed when the trigger is released.



YHR-33/33L  
Dimensions after clamping

## DIMENSIONS

Type	A mm	B mm	B* mm	C mm
YNR-8F	257	19,5	-	24
YHR-33	346	188	-	-
YHR-33L	361	188	-	-



# DOWEL PIN PULLERS

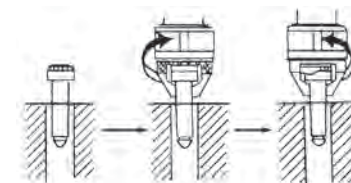


YDP-13

YDP-20

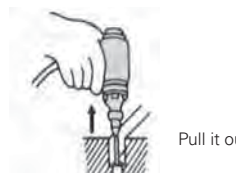
Type	Brand	Capacity pin mm	Stroke mm	Blows min <sup>-1</sup>	Air cons. l/s	Weight kg	Inlet thread	Hose diameter mm
YDP-13	YOKOTA	13	30 x 25	5.000	3,3	1,35	PT 1/4"	6,5
YDP-20	YOKOTA	20	36 x 33	2.700	4,3	2,10	PT 1/4"	6,5

## PULLING & HAMMERING OPERATION



### PULLING OPERATION

1. Screw hanger bolt to threaded pin.
2. Fit dowel pin to guide hole.
3. Lock hanger bolt.
4. Operate the tool and pull.



Pull it out



Hammering in

### HAMMERING OPERATION

1. Screw hanger bolt to threaded pin.
2. Fit dowel pin to guide hole.
3. Place the tool reversed on dowel pin.
4. Operate the tool to hammer dowel pin.

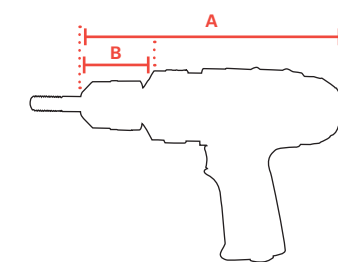
## ACCESSORIES

Hanger bolts for YDP-13	Order number
M8 x 29L	6502-0022-00-01
M5 x 21L	6502-0022-00-03
M4 x 21L	6502-0022-00-04
M8 x 50L	6502-0022-00-05
M8 x 100L	6502-0022-00-06
M8 x 150L	6502-0022-00-07
M8 x 200L	6502-0022-00-08
M6 x 50L	6502-0022-00-09 *
M6 x 100L	6502-0022-00-10
M6 x 150L	6502-0022-00-11
M6 x 200L	6502-0022-00-12
M5 x 50L	6502-0022-00-13 *
M5 x 100L	6502-0022-00-14
M5 x 150L	6502-0022-00-15
M5 x 200L	6502-0022-00-16
M4 x 50L	6502-0022-00-17 *
M4 x 100L	6502-0022-00-18
M4 x 150L	6502-0022-00-19
M4 x 200L	6502-0022-00-20

Hanger bolts for YDP-20	Order number
M12 x 36L	6503-0022-00-01
M10 x 33L	6503-0022-00-02
M8 x 32L	6503-0022-00-03
M8 x 100L	6503-0022-00-04
M8 x 150L	6503-0022-00-05
M8 x 200L	6503-0022-00-06
M10 x 100L	6503-0022-00-07
M10 x 150L	6503-0022-00-08
M10 x 200L	6503-0022-00-09
M12 x 100L	6503-0022-00-10
M12 x 150L	6503-0022-00-11
M12 x 200L	6503-0022-00-12
M8 x 50L	6503-0022-00-13 *
M10 x 50L	6503-0022-00-14 *
M12 x 50L	6503-0022-00-15 *
M6 x 50L	6503-0022-00-16

L = Length  
\* Supplied as standard

## DIMENSIONS



Type	A mm	B mm
YDP-13	162	75
YDP-20	195	82