

# YOKOTA & RED ROOSTER ASSEMBLY TOOLS

HIGH SPEED PRODUCTION  
HIGH QUALITY TIGHTENING

[www.rami-yokota.com](http://www.rami-yokota.com)



## AIRTOOLS

- System wrenches
- Poka Yoke+
- Impulse wrenches  
(with and without shut-off)
- Screw driver shut-off  
(pistol, straight and angle)

## ELECTRIC TOOLS

- System wrenches

## BATTERY TOOLS

- System wrenches
- Impulse wrenches  
(with and without shut-off)
- Screw driver shut-off  
(pistol and angle)
- Impact shut-off wrenches

**EFFICIENT  
ASSEMBLY  
SOLUTIONS**



**ASK FOR YOUR SOLUTION**



CUSTOMISED



MAINTENANCE



DURABILITY



PRODUCTIVITY

 **RED  
ROOSTER**  **YOKOTA**

# CONTENTS

---

## YOKOTA & RED ROOSTER

IBT, ATT & EPR.....	4
GUIDELINE VALUES.....	6
TORQUES RANGE.....	8

---

## YOKOTA

SPEED PRECISION QUALITY.....	10
INTELLIGENT ASSEMBLY SOLUTIONS.....	11
CONTROL UNIT TKa SERIES.....	12
SYSTEM WRENCHES TKA SERIES.....	13
CONTROL WRENCHES TKa/YED SERIES.....	14
CONTROL WRENCHES YEX- SERIES.....	15
ELECTRIC SYSTEM WRENCHES.....	16
BATTERY SYSTEM WRENCHES.....	17
BATTERY IMPULSE WRENCHES.....	20
POKA YOKE+ SYSTEM.....	22
YLT-SERIES: SHUT OFF.....	24
YLa-SERIES: NON SHUT OFF.....	25
Y-SERIES: NON SHUT OFF.....	26
YX-SERIES: NON SHUT OFF (angle models).....	26
YX-SERIES: NON SHUT OFF (pistol models).....	27
YX-SERIES: NON SHUT OFF (straight models).....	27

## RED ROOSTER

PRODUCTIVITY FLEXIBILITY ACCURACY.....	28
----------------------------------------	----

### BATTERY TOOLS

RRI-BIM SERIES (impuls wrenches).....	30
RRI-BI SERIES (shut-off impact wrenches.....	32
RRI-BS SERIES (shut-off screwdriver).....	34
RRI-BA SERIES (angle wrenches).....	36

### AIR TOOLS

SHUT-OFF PISTOL MODELS.....	38
SHUT-OFF STRAIGHT MODELS.....	39
NON SHUT-OFF PISTOL MODELS.....	40
NON SHUT-OFF PISTOL MODELS.....	41
NON SHUT-OFF STRAIGHT MODELS.....	42
NON SHUT-OFF ANGLE MODELS.....	43
CUSTOM MADE PRODUCTS.....	44
SHUT-OFF SCREWDRIVERS.....	47

---

## RED ROOSTER

RIVETERS.....	51
---------------	----

---

## YOKOTA & RED ROOSTER

ACCESSORIES.....	52
------------------	----

---

## ACTION

IMPACT SOCKETS.....	58
SLEEVE DRIVE SOCKETS.....	60

# YOKOTA & RED ROOSTER

In this catalogue we combine the best of both worlds. Yokota Industrial and Red Rooster Assembly offer you a full range of assembly tools. From 100% accuracy and traceability for a 'Zero Fault Production', to plain and simple solutions that accurately tighten treaded fasteners. Time efficient and with maximum ergonomic benefits; we offer you the perfect solution that fits like a glove!

## Yokota International Co. Ltd

Yokota International is a leading manufacturer of impulse based assembly tools for high-end production facilities. Yokota has developed the first impulse air tools over 40 years ago and the benefits of impulse based assembly tools are well-known all over the world these days: fast, light and with the highest clamping force, free from reaction forces.

As an expert in the development, design and manufacturing of air tools, Yokota also embraces the opportunities of battery technology and has developed a wide range of intelligent electrical and battery system wrenches with Torque & Angle Control.

## Red Rooster Industry

Since its introduction in 1984, Red Rooster is one of the leading brands in the European market for pneumatic tools. Red Rooster nowadays provides you with a full range of reliable air and battery assembly tools, with excellent price-performance ratio.

With a torque range of 0,3Nm up to 600Nm we can provide you with a solution for every situation. Both air tools and battery assembly tools can be custom made for hard to reach applications. Geared offset heads in a torque range of 5-300Nm.

## Efficient Assembly Solution

Reliability, speed and durability are essential for any assembly line. According to our Efficient Assembly Solution concept, we focus on the best tool, both for the job and for your environment. This EAS concept combines the choice of power - battery, electrical or air - with design and ergonomic features up to maintenance.

Together with our specialists you can be certain that your production is efficient, reliable and durable. In the end, we are convinced that our customers are able to assemble according to the highest standards required, with the lowest possible costs and lowest environmental footprint.

The graphic features a green border and a white background. At the top left, the text 'EFFICIENT ASSEMBLY SOLUTIONS' is written in bold, black, uppercase letters. To the right of this text is a green hexagonal icon containing a white silhouette of a plant with two leaves. Below this, a green horizontal bar contains the text 'ASK FOR YOUR SOLUTION' in white, bold, uppercase letters. At the bottom, there are four icons in a row: a pencil and ruler, a wrench and screwdriver, a circular arrow, and a gear. Below each icon is a small, black, uppercase label: 'CUSTOMISED', 'MAINTENANCE', 'DURABILITY', and 'PRODUCTIVITY'.

# SELECTION GUIDE

Efficient Power Regulation | Intelligent Bolt Technology | Advanced Torque Technology

**RED ROOSTER ASSEMBLY** offers you a full range of assembly tools. Plain and simple solutions that accurately tighten treaded fasteners. Time efficient and with maximum ergonomic benefits; we offer you the perfect solution that fits like a glove!



## INTELLIGENT BOLT TECHNOLOGY

The Intelligent Bolt Technology makes it possible to program your Red Rooster Assembly tool to the specific application. By programming the tool, the operator is assured that speed, torque and assembly time is correct.

- Adjustable speed 170-1550 RPM
- Slow start function (BA-serie)
- Programmable direction for error free starting
- Reverse can be blocked
- LED Signal for OK or NOK
- Early trigger release judgement



## ADVANCED TORQUE TECHNOLOGY

The Red Rooster Battery Impuls tools are equipped with Advanced Torque Technology. This feature makes it possible to adjust torque time needed for the application. The number of impulses can be programmed in 9 steps, depending how hard or soft the joint is. This assures the operator that an optimum clampforce is reached, with the lowest relaxation.

- Hard joints: Steps 1-3
- Middle soft joints: Steps 4-6
- Soft joints: Steps 7-9



## EFFICIENT POWER REGULATION

Efficient Power Regulation optimizes battery life by:

- Early battery warning
- Battery discharge warning
- Battery shut off, when battery discharged

# YOKOTA & RED ROOSTER SELECTION GUIDE

Tools by **YOKOTA & RED ROOSTER**: tools for maximum productivity



**NO  
REACTION  
FORCES**



**LOW  
MAINTENANCE  
COST**



**LOW  
NOISE  
LEVEL**



**LOW  
VIBRATION**



**ERGONOMIC**



**FAST**

**FLEXIBLE TOOL FOR USE  
WITH ONLY ONE HAND**



The secret of impulse: no reaction forces!  
It allows holding the tool with one hand and your product in the other hand.



**ECOLOGY**

YOKOTA & RED ROOSTER tools are innovatively designed, paying the highest attention to the environment and its safeguard. All the components are easy to dispose of, because they are built with recyclable materials. Therefore they do not present any danger in terms of environmental pollution. Models with automatic air shut-off reduce the cycle time and therefore the compressed air consumption.

# SELECTION GUIDE

## guideline values for tightening torques










The below guidelines for relations between bolt size, strength class and required torque levels are meant for guidance only. The required torque (and related: clamp force) shall be decided by the construction. The values in these tables do offer a comprehensive method to understand the functionality of the tool chosen, compared to bolt size and bolt head size.

VDI 2230*		STEEL				STAINLESS STEEL		
Strength classes		5.8	8.8	10,9	12,9	50	70	80
Bolt	Dimension of bolt head mm	Torque Nm	Torque Nm	Torque Nm	Torque Nm	Torque Nm	Torque Nm	Torque Nm
M1.6	-	0,11	0,17	0,24	0,29	0,10	0,20	-
M2	-	0,22	0,35	0,49	0,58	0,25	0,30	-
M2.2	-	0,29	0,46	0,64	0,77	-	-	-
M2.5	-	0,44	0,70	0,98	1,20	0,45	0,60	-
M3	-	0,77	1,20	1,70	2,10	1,00	1,10	-
M3.5	-	1,20	1,90	2,70	3,30	-	-	-
M4	7	1,9	2,9	4,1	4,9	0,9	2	2,7
M5	8	3,7	6	8,5	10	2	4	5,3
M6	10	6,4	10	14	17	3,2	7	9
M8	13	16	25	35	41	8	17	23
M10	17/16	31	49	69	83	16	33	45
M12	19/18	54	86	120	145	27	58	77
M14	22/21	86	135	190	230	43	93	124
M16	24	130	210	295	355	66	142	190
M18	27	180	290	405	485	93	198	265
M20	30	255	410	580	690	130	278	371
M22	32	345	550	780	930	174	374	499
M24	36	440	710	1000	1200	224	480	640
M27	41	650	1050	1500	1800	331	708	-
M30	46	880	1450	2000	2400	450	964	-
M33	50	1200	1900	2700	3250	609	-	-
M36	55	1550	2450	3450	4150	782	-	-

\* These torque values are only guide lines and are calculated with friction factor 0,125.

# SELECTION GUIDE

guideline values for tightening torques

	M1,6	M2	M2,2	M2,5	M3	M3,5	M4	M5	M6	M8	M10	M12	M14	M16	M18	M20	M22	M24	M27 Bolt				
	0,17	0,35	0,46	0,70	1,20	1,90	2,9	6	10	25	49	86	135	210	290	410	550	710	1050 Nm				
YOKOTA IMPULSE WRENCHES shut-off																					4,5 - 210 (PAGE 24)		
YOKOTA IMPULSE WRENCHES non shut-off																						6 - 490 (PAGE 25)	
YOKOTA IMPULSE WRENCHES Poka Yoke																						6 - 470 (PAGE 22)	
YOKOTA BATTERY IMPULSE WRENCH shut-off																						8 - 35 (PAGE 20)	
YOKOTA BATTERY IMPULSE WRENCH non shut-off																						8 - 65 (PAGE 21)	
YOKOTA BATTERY SYSTEM WRENCH torque control angle monitoring																						7 - 60 (PAGE 18)	
YOKOTA ELECTRIC SYSTEM WRENCH torque control angle monitoring																						3 - 90 (PAGE 16)	
YOKOTA AIR SYSTEM WRENCH torque control																						4,3 - 600 (PAGE 14)	
YOKOTA AIR SYSTEM WRENCH torque control angle monitoring																						11 - 220 (PAGE 12)	

	M1,6	M2	M2,2	M2,5	M3	M3,5	M4	M5	M6	M8	M10	M12	M14	M16	M18	M20	M22	M24	M27 Bolt				
	0,17	0,35	0,46	0,70	1,20	1,90	2,9	6	10	25	49	86	135	210	290	410	550	710	1050 Nm				
RED ROOSTER BATTERY IMPACT WRENCHES shut-off																						6 - 120 (PAGE 32)	
RED ROOSTER IMPULSE WRENCHES shut-off																						6 - 450 (PAGE 38)	
RED ROOSTER IMPULSE WRENCHES non shut-off																						6 - 390 (PAGE 41)	
RED ROOSTER BATTERY IMPULSE WRENCHES shut-off																						7 - 45 (PAGE 30)	
RED ROOSTER SHUT-OFF SCREW DRIVER straight/pistol/angle																						0,4 - 10 (PAGE 48)	
RED ROOSTER BATTERY SCREW DRIVER shut-off																						0,8 - 12 (PAGE 34)	
RED ROOSTER CORDLESS shut-off angle nutrunner																						3 - 70 (PAGE 36)	

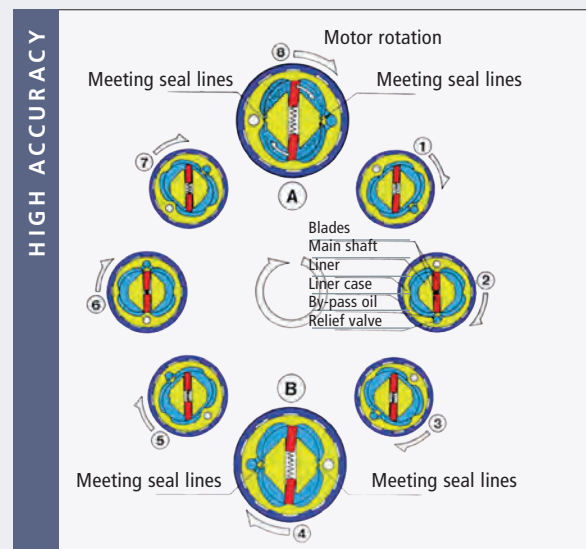
# SELECTION GUIDE

## specified torques ranges

With an impulse wrench, you bring optimal clamp force into the bolt connection which helps to reduce assembly time to a minimum. When it comes to accurate and fast assembly to the highest ergonomic standards, impulse technology is indispensable in the automotive industry, in the production of transport equipment and mechanical and plant engineering. The machines are quiet, lightweight and responsive.

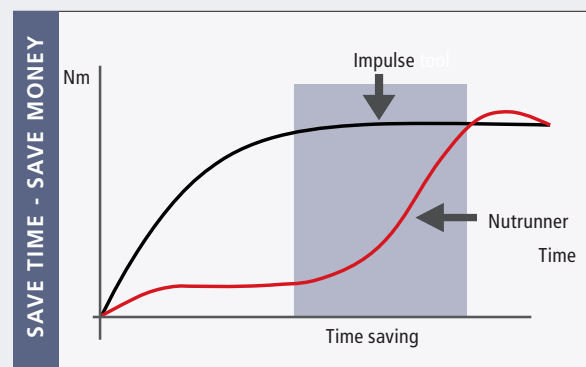
### High accuracy

Impulse wrenches have a twin blade impulse mechanism for sealing oil which gives a high repeatability. The mechanism is designed so that the liner, rotated by the air motor gives an equal torque on both blades and instant rotation torque on the mainshaft (see figure below). A by-pass is designed in the liner so that the oil can escape from the area of high pressure to the area of low pressure at the moment of creating a pulse and the amount of oil flow can be adjusted by the relief valve to control the torque output. Depending on model and setting, the impulse wrenches give 10 - 40 impulses per second. The power is transmitted by oil pressure and therefore the impulse wrenches have a very low noise and vibration level.



### Save time - save money

Because of the principal of using hydraulics to reach a certain torque, impulse tools can run at a high RPM. The required torque is reached in a split second. All YOKOTA and RED ROOSTER impulse wrenches can be used for hard and soft joints, and give a high accuracy/ repeatability and a low relaxation.

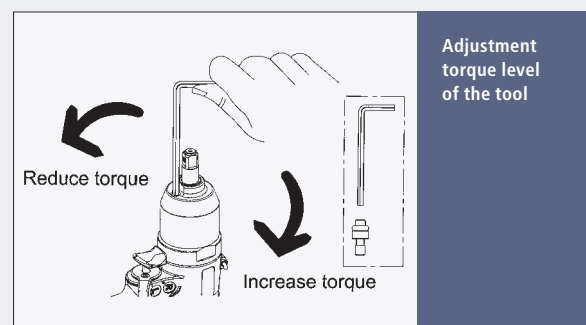


### Specified torque range

The torque ranges are specified at a dynamic air pressure of 0,6 MPa, lower air pressure will result in lower torque. Please take note that these impulse wrenches are developed for a dynamic air pressure of 0,63 MPa maximum.

### NOTE

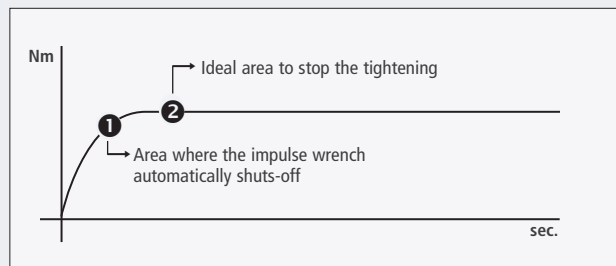
The specified torque range is measured in the laboratory under ideal conditions. Therefore these torque figures are only to be used as a guideline. The actual torque range depends on a variety of working conditions, eg: air pressure, joint hardness, used accessory.



# SELECTION GUIDE

## specified torques ranges

### Impulse wrenches with and without shutt-off



#### Impulse wrenches without shutt-off ②

Impulse wrenches achieve the highest quality joint if the tightening is finished in this area (horizontal part of the torque curve):

- Highest clampforce with smallest tolerances
- Smallest torque tolerances

#### Impulse wrenches with mechanical shutt-off ①

- Shorter operating time
- Operator knows when the tightening is finished
- Highest clamp force with smallest tolerances
- Smallest torque tolerances

#### Impulse wrenches with Poka Yoke<sup>+</sup> system ②

Impulse wrenches with controlled shutt-off:

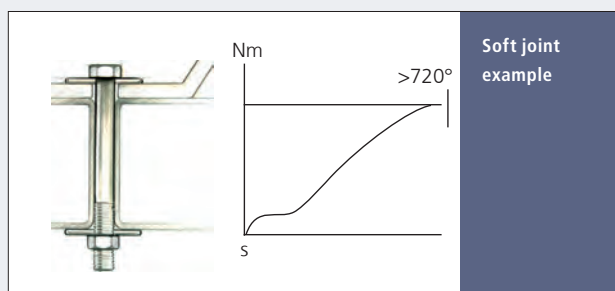
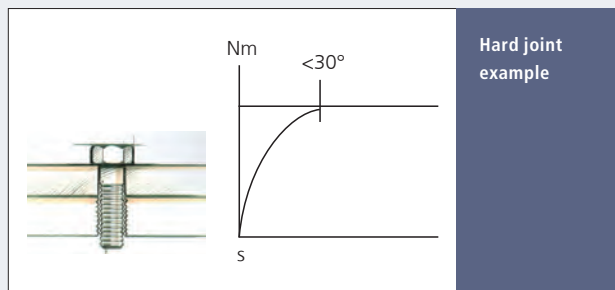
- Highest clamp force with smallest tolerances
- Smallest torque tolerances
- Shortest optimum operating time
- Operator knows when the tightening is finished
- Operator is informed about OK-NOK of the tightening
- OK joints are counted, no missed tightnings

#### Impulse wrenches with integrated torque transducer ②

- Highest clamp force with smallest tolerances
- Smallest torque tolerances
- Shortest optimum operating time
- Operator knows when the tightening is finished
- Operator is informed about OK-NOK of the tightening
- OK joints are counted, no missed tightenings
- Actual tightening torque is measured
- Full documentation
- Zero fault production

We advise to use the impulse wrench up to 80% of its capacity for the highest productivity, accuracy and durability.

### Hard joint and soft joint



#### Shut-off impulse wrenches selection:

- Hard joint: torque levels up to 95% of the specified torque range
- Soft joint: torque levels up to 85% of the specified torque range

#### Non shutt-off impulse wrenches selection:

- Hard joint: torque levels up to 100% of the specified torque range
- Soft joint: torque levels up to 90% of the specified torque range

#### Accessories

The size and shape of impact sockets influence the torque result. Extension bars, depending on the length, can lower the torque range with 5-30% inner torx and inner hexagon can lower the torque range with 5-20%.

#### For the best result of the impulse wrench, use:

- Constant stabilized air pressure
- Sleeve drive sockets, impact quality (see pages 58-64)
- Impact quality accessories with the correct dimensions
- Accessories in good condition
- Correct inner diameter and length hose
- Lubricated air

# YOKOTA IMPULSE WRENCHES

SPEED | PRECISION | QUALITY



**PNEUMATIC  
SYSTEM &  
IMPULSE  
WRENCHES**

SYSTEM WRENCHES PAGE 12 - 15  
IMPULSE WRENCHES PAGE 22 - 27



**BATTERY  
SYSTEM &  
IMPULSE  
WRENCHES**

PAGE 18 - 21



**ELECTRIC  
SYSTEM  
WRENCHES**

PAGE 16 - 17

# YOKOTA IMPULSE WRENCHES

## INTELLIGENT ASSEMBLY SOLUTIONS

### Modern technology

YOKOTA Industrial Co. Ltd. (Japan) is making great effort to provide high quality and performance air tools for all industries. The modern technology is resulting in a high quality production system, based on 40 years of experience. The company is internationally orientated and active in global sales. The production of the YOKOTA air tools meets the demands of the 21 century. All developments are based on original and flexible ideas. The YOKOTA strategy is that development with team spirit, flexible ideas and young power will bring the best solutions. With all the research and developments YOKOTA is contributing to a better environment for the operator.

#### Faster

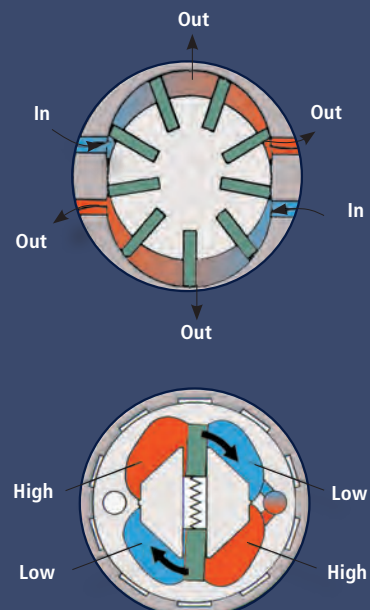
YOKOTA impulse wrenches are widely used for tightening jobs in the assembly industry, where accurate torque tolerances are necessary. Impulse tools are light, powerful, small and very importantly, have no kick-back. The YOKOTA range of impulse tools is increasing fast, starting at 6 Nm to tighten small joints, and goes up to 600 Nm. Evaluation of tightening processes in car assembly shows that tightening joints uses 10% of the total assembly time. Working with faster tools therefore can speed up assembly lines substantially.




#### Double chamber air motor

The YOKOTA Y, YLa, YLT, YED and TKa Series impulse wrenches with double chamber air motor reach the required torque very quickly. The tools have a high number of impulses per second, and therefore very accurate torques can be realized, resulting in increased production speed. The twin blade impulse unit is patented. YOKOTA's unique impulse mechanism reduces noise and vibration!

**High impulse frequency.**




# CONTROL UNIT FOR THE TKa SERIES



YOKOTA in Japan developed the system wrench more than 30 years ago. The purpose of it being tightening of threaded fasteners at high speed and accurate, with the possibility to count bolts in a group, have a detection method of errors during tightening and interact with the production line control systems, including the exchange of tightening data for traceability purposes. The latest developments are not only with a torque transducer on the main shaft but have also an angle encoder. By controlling the torque and monitoring the angle, all errors that can occur during the tightening process are detected (and acted upon).

## Optional on TKa system wrenches:




● Green= OK ● Red = NOK

Visible from every angle: left, right, from the top and behind.

## High accuracy

Product liability is essential to car manufacture. All tightened joints have to be correct. For this reason critical joints must be counted, documented and, of course, tightened with the right clamp force. In order to do this, you need an impulse wrench (with a built-in transducer) connected to a controller. This system ensures that only OK joints are counted resulting in "Zero Fault Production". This fail-safe system fits perfectly in the Poka Yoke strategy.

## Transducer for the YEX, YED and TKa series



The strain gauges are positioned on the main shaft, picking up the twisting torque on the main shaft at each impulse as close as possible to the socket. The electric signals are transmitted by induction through the internal and external coils. Due to this principle the YOKOTA transducer is very reliable, accurate and without wear. The angle sensor is also mounted on the main shaft.

### CHARACTERISTICS

- Easy to program, according to application specifications
- Easy to program with PC
- Torque calculation over several impulsions
- Compensation impulses to compensate the relaxation (soft joint)
- Poka Yoke proof, line management
- 2-step tightening optional
- 8 setting programs
- Parallel and RS-232 connectors standard
- 2-way communication through RS-232
- Automatic program change (sequence programmable)
- Real time clock
- Build-in timer for group control
- Several input signals
- Several output signals
- Statistics inside CP / CPK
- Memory for 10.000 cycles
- Transducer integrated, direct measurement
- Angle encoder integrated
- Compact angle encoder
- Torque transducer non - contact type
- Torque and angle curve on PC
- Easy torque adjustment on the tool
- LED or acoustic signal on the tool
- High efficiency air motor
- Shut-off by external solenoid valve

### POSSIBLE ERROR DETECTIONS

- Detection insufficient torque and over torque
- Detection friction out of tolerances
- Detection of too long / too short bolt
- Detection of seizure
- Detection of cross threaded threads
- Detection of crooked threads
- Detection of damaged threads
- Detection of double tightening
- Detection of blind holes

# SYSTEM WRENCHES TKa SERIES

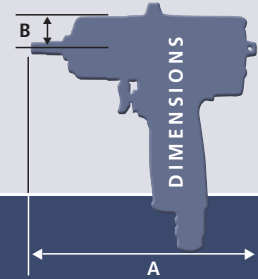
electronic torque control & angle monitoring



TKa600A TKa700A TKa800  
TKa600 TKa700 TKa900



TKa1110 TKa1400  
TKa1200 TKa1500



Type	Square / Hex drive	Bolt capacity mm	RPM	Torque Nm*	Load aircons. l/s	No-load aircons. l/s	Weight kg	Dimensions		Vibration m/s <sup>2</sup>	Noise-level dB(A)
								A mm	B mm		
TKa600A	1/4" Hex	6	6.000	11-16	4,5	5,1	1,34	189	21	2,1	71
TKa600	3/8" Sq.	6	6.000	14-20	4,5	5,1	1,34	189	21	2,1	71
TKa700A	1/4" Hex	6-8	7.000	24-33	5,3	6,9	1,34	189	21	2,1	75
TKa700	3/8" Sq.	6-8	7.000	24-33	5,3	6,9	1,34	189	21	2,1	75
TKa800	3/8" Sq.	8	7.000	32-46	5,3	7,1	1,34	196	22	2,1	75
TKa900	3/8" Sq.	8-10	6.500	47-60	6,8	10,5	1,50	204	23	2,1	78
TKa1110	1/2" Sq.	10-12	5.500	65-95	8,8	13,5	1,97	220	25,5	2,2	80
TKa1200	1/2" Sq.	12	5.900	85-130	10	17,2	2,4	223	28	2,2	82
TKa1400	1/2" Sq.	14	5.200	100-160	13	19	3,00	246	29	2,2	84
TKa1500	1/2" Sq.	14-16	4.200	150-220	13,2	18,1	3,4	242	32	2,4	84

SYSTEM CONFIGURATION

### YETC-230ER

- Torque control
- Angle monitoring version
- One channel controller
- LAN version optional



### YETC-330ER2-L

- Torque control
- Angle monitoring version
- Two channel controller
- Two tools can be operated simultaneous
- LAN standard, two IP addresses

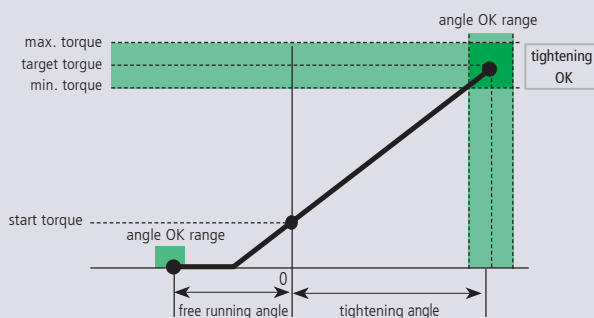


### ANALYSING SOFTWARE



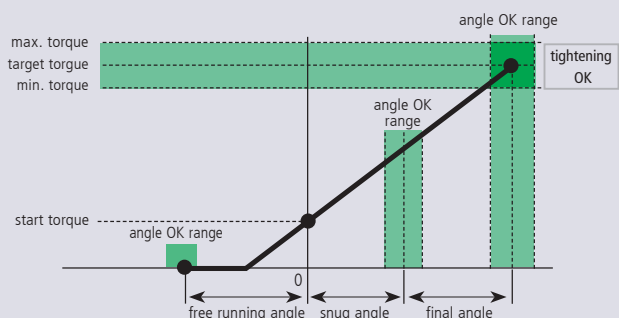
### YETC-230ER


Torque control & angle monitoring



### YETC-330ER2-L


Torque control & angle monitoring (including snug torque)






# SYSTEM WRENCHES TKa/YED SERIES

torque controlLED (pistol type)



Type	Square / Hex drive	Bolt capacity mm	RPM	Torque Nm*	Load aircons. l/s	No-load aircons. l/s	Weight kg	Inlet-thread	Hose diameter mm	Dimensions A mm	Dimensions B mm	Vibration m/s <sup>2</sup>	Noise-level dB(A)
TKa60A	1/4" Hex	6	6.000	11 - 16	4,5	5,1	1,3	PT 1/4"	6,5	179	22	2,1	71
TKa70A	1/4" Hex	6 - 8	7.000	20 - 27	5,3	6,9	1,3	PT 1/4"	6,5	179	22	2,1	75
TKa80A	1/4" Hex	8	7.000	24 - 33	5,3	7,1	1,3	PT 1/4"	6,5	186	22	2,1	73
TKa60	3/8" Sq.	6	6.000	14 - 20	4,5	5,1	1,3	PT 1/4"	6,5	179	22	2,1	71
TKa70	3/8" Sq.	6 - 8	7.000	20 - 35	5,3	6,9	1,3	PT 1/4"	6,5	179	22	2,1	75
TKa80	3/8" Sq.	8	7.000	32 - 46	5,3	7,1	1,3	PT 1/4"	6,5	186	22	2,1	73
TKa90	3/8" Sq.	8 - 10	6.500	47 - 70	6,8	10,5	1,5	PT 1/4"	9,5	195	24	2,1	78
TKa111	1/2" Sq.	10 - 12	6.000	65 - 105	8,8	13,5	1,9	PT 1/4"	9,5	210	26	2,2	80
TKa120	1/2" Sq.	12	5.900	85 - 130	10,0	17,2	2,4	PT 1/4"	9,5	223	28	2,2	82
TKa140	1/2" Sq.	14	5.200	100 - 160	13,0	19,0	2,9	PT 1/4"	9,5	235	30	2,2	84
TKa150	1/2" Sq.	14 - 16	4.200	150 - 220	13,2	18,1	3,4	PT 1/4"	9,5	242	32	2,4	84
YED-200	3/4" Sq.	20	3.400	155 - 360	18,3	32,2	6,8	PT 1/2"	12,7	309	40	4,2	86

## Torque controlLED (straight type)



Type	Square / Hex drive	Bolt capacity mm	RPM	Torque Nm*	Load aircons. l/s	No-load aircons. l/s	Weight kg	Inlet-thread	Hose diameter mm	Dimensions A mm	Dimensions B mm	Vibration m/s <sup>2</sup>	Noise-level dB(A)
YED-240S	1" Sq.	24	3.000	250 - 600	28,3	52,2	11,2	PT 1/2"	12,7	452	52,5	15,0	92

\* Torque specifications

All specified torques are measured on the YOKOTA testers, Series YET, at a dynamic airpressure of 0.63MPa. The YOKOTA testers have a static transducer, the specified torques are therefore to be used as a guidance only. In general the torque range will be lower in case of using lower airpressure, extension bars, torx or hexagon inset sockets, soft joints, etc.

SYSTEM-CONFIGURATION

### Multi fastening controller for the TKa, YED, YEX Series



**YETC-230EA**  
One channel controller



**YETC-230EA4**  
Four channel controller, several tools can be used at one time



**YETC-330EA2**  
Two channel controller, two tools can be operated simultaneous

# SYSTEM WRENCHES YEX-SERIES

torque controlLED (pistol type)



YEX-120 YEX-150 YEX-501 YEX701  
YEX-120A YEX-150A YEX-501A YEX-901

YEX-1400 YEX-3000  
YEX-1900

Type	Square / Hex drive	Bolt capacity mm	RPM	Torque Nm*	Load aircons. l/s	No-load aircons. l/s	Weight kg	Inlet-thread	Hose diameter mm	Dimensions A mm	Dimensions B mm	Vibration m/s <sup>2</sup>	Noise-level dB(A)
YEX-120	3/8" Sq.	4 - 5	9.000	13 - 17	4,2	5	1,43	PT 1/4"	6,5	222	23	3	72
YEX-120A	1/4" Hex	4 - 5	9.000	11 - 15	4,2	5	1,43	PT 1/4"	6,5	223	23	3	72
YEX-150	3/8" Sq.	5 - 6	9.000	19 - 27	4,2	7,8	1,43	PT 1/4"	6,5	222	23	3	72
YEX-150A	1/4" Hex	5 - 6	9.000	14 - 22	4,2	7,8	1,43	PT 1/4"	6,5	223	23	3	72
YEX-501	3/8" Sq.	6 - 8	8.200	25 - 52	5,3	9,6	2,0	PT 1/4"	9,5	234	26,5	1,6	68
YEX-501A	1/4" Hex	6 - 8	8.200	23 - 49	5,3	9,6	2,0	PT 1/4"	9,5	227	26,5	1,6	68
YEX-701	3/8" Sq.	8 - 10	8.000	45 - 75	6,7	13,5	2,2	PT 1/4"	9,5	246	26,5	1,6	71
YEX-901	1/2" Sq.	10	6.100	61 - 104	6,7	12,5	2,7	PT 1/4"	9,5	257	33,5	2,3	73
YEX-1400	1/2" Sq.	10 - 12	5.900	92 - 142	8,3	16,5	3,5	PT 1/4"	9,5	266	34	3	80
YEX-1900	1/2" Sq.	12	5.800	115 - 183	8,3	16,5	4,1	PT 1/4"	9,5	277	39	3	80
YEX-3000	3/4" Sq.	16	4.000	186 - 284	10,0	20,5	6,4	PT 1/4"	12,7	309	40	4	82

## Torque controlLED (straight type)

YEX-100SA YEX-150SA YEX-500S  
YEX-120SA YEX-300S YEX-500SA  
YEX-150S YEX-300SA YEX-700S



Type	Square / Hex drive	Bolt capacity mm	RPM	Torque Nm*	Load aircons. l/s	No-load aircons. l/s	Weight kg	Inlet-thread	Hose diameter mm	Dimensions A mm	Dimensions B mm	Vibration m/s <sup>2</sup>	Noise-level dB(A)
YEX-100SA	1/4" Hex	5	8.000	4,3 - 12	3,6	4,4	1,2	PT 1/4"	6,5	285	23	3	77
YEX-120SA	1/4" Hex	4 - 5	7.000	11 - 15	4,2	5	1,38	PT 1/4"	6,5	279	23	3	72
YEX-150S	3/8" Sq.	5 - 6	8.000	19 - 27	4,2	7,8	1,35	PT 1/4"	6,5	275	23	3,3	73
YEX-150SA	1/4" Hex	5 - 6	8.000	14 - 22	4,2	7,8	1,35	PT 1/4"	6,5	276	23	3,3	73
YEX-300S	3/8" Sq.	6	8.000	25 - 33	5,0	9,1	1,8	PT 1/4"	6,5	312	27	5,3	71
YEX-300SA	1/4" Hex	6	8.000	21 - 29	5,0	9,1	1,8	PT 1/4"	6,5	313	27	5,3	71
YEX-500S	3/8" Sq.	6 - 8	7.800	23 - 49	5,0	9,1	2,1	PT 1/4"	9,5	333	27	6,6	71
YEX-500SA	1/4" Hex	6 - 8	7.800	21 - 47	5,0	9,1	2,1	PT 1/4"	9,5	334	27	6,6	71
YEX-700S	3/8" Sq.	8	7.500	33 - 61	5,8	11,2	2,3	PT 1/4"	9,5	333	27	6,6	72

**\* Torque specifications**

All specified torques are measured on the YOKOTA testers, Series YET, at a dynamic airpressure of 0.63MPa. The YOKOTA testers have a static transducer, the specified torques are therefore to be used as a guidance only. In general the torque range will be lower in case of using lower airpressure, extension bars, torx or hexagon inset sockets, soft joints, etc.

For a system YEX, YED or TKa you need:

1 x Controller YETC-230 or YETC-330, 1 x Impulse wrench YEX, YED or TKa  
[& 1 Solenoid valve YETC-2 SVD and 1 Tool cable which you can find on page 53]

# ELECTRIC SYSTEM WRENCHES



The YOKOTA electric system wrenches with integrated torque transducer and angle sensor offer a large reduction of energy consumption, a high degree of accuracy and fantastic work efficiency.

### Electric drive:

- Reduction of energy consumption ➔ Lean and Green.
- No need for pneumatic installation with compressor, air piping, hose and solenoid valves.
- No need for lubrication of the tool. Good for the working environment, especially near paint shops.
- Due to the newly developed outer rotor servo motor and the composite body, the YOKOTA system e-wrench has the lightest weight in its class.

### Reliable and accurate tightening:

- Faulty tightening detection with maximum accuracy due to the use of an integrated torque transducer and also an integrated angle sensor.
- During the tightening process, four different variables are measured and monitored:  
Torque - Angle - Time - N°. of Impulses.
- Torque transducer and angle sensor located directly at the front of the main shaft, giving the best accuracy of measurement.
- Torque transducer measures directly and transmits the signals contactless.
- The angle sensor is an extremely compact (PAT) rotary encoder that detects both angle as well as direction by 1 degree, signal transmission contactless.
- Detects cross threads, double hits, contamination, etc.

### Durability:

- The impulse unit is supported on both ends by ball bearings (PAT.P).
- The impulse unit has a check valve mechanism (PAT.P) to reduce the oil pressure on the main shaft.
- For heat suppression of the impulse unit it is equipped with a separate cooling fan.
- For heat suppression of the motor it is equipped with a cooling fan that reduces motor size (and weight at the same time).

### Operator comfortability:

- The reaction forces are close to zero due to the use of the oil impulse mechanism, even at high torque bolt tightening.
- Compared with older models, the number of bolt tightening is improved to 20 bolts/minute.
- Special feature to prevent cross threaded tightening: reversely rotating a bolt to a preset angle at the start of tightening.
- High speeds: Free speed (bolt run down) of 4800 RPM.
- High intensity LED light to project on the bolt.
- Combinations of buzzers and LED (Green / Red) for operator feedback on OK / NG tightenings.
- Motor speed freely adjustable in the controller.  
For three different speed stages:  
Start of trigger / Run down / Final tightening.

### Controller features:

- 20 different parameter settings possible, for a variety of different work pieces.
- Touch screen LCD color display, showing graphs, torque, angle, impulses and more.
- Group management function (counting).
- Result of tightening output through various interfaces: USB, RS-232C, I/O and Ethernet connector.
- Simultaneous use of two tools on one controller is possible.



New developed outer rotor motor

Type	Square / Hex drive	Bolt capacity mm	RPM	Torque Nm	Weight kg	Noise level dB(A)	Dimensions	
							A mm	B mm
E-M500	3/8" Sq.	M5 - M6	300-4.800	3 - 10	2,10	75	236	32,5
E-M700	3/8" Sq.	M6 - M8	300-4.800	7,5 - 35	2,18	75	236	32,5
E-M900	3/8" Sq.	M8 - M10	300-4.800	30 - 60	2,25	78	236	32,5
E-M1100	1/2" Sq.	M10-M12	300-4.800	50 - 90	2,52	80	248	32,5



# HYBRID TECHNOLOGY



ACCESSORIES



## Controller YETC-500

For electric system wrenches with built-in angle and torque sensor.

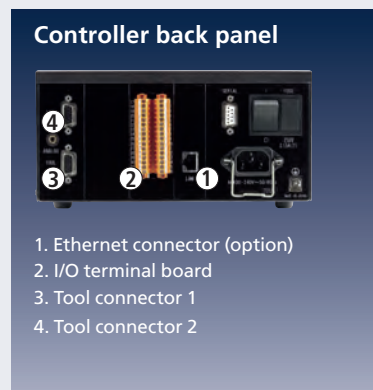


Controller



Controller front panel

- 1. Touch panel type LCD
- 2. RS-232C serial connector
- 3. USB connector



Controller back panel

- 1. Ethernet connector (option)
- 2. I/O terminal board
- 3. Tool connector 1
- 4. Tool connector 2

### Controller

Description	Order number
LAN Ethernet-Version	YETC-500-10SL
Serial communication	YETC-500-10SO

Also versions for Profinet and Ethernet-IP communication available

### Amplifier

Order number
E-PDA-4

### Extension toolcable

Length	Order number
5 m	7906-1591-00-01
10 m	7906-1591-00-02

### Controller link up cable

Length	Order number
30 cm	7906-1592-00-01

# YOKOTA - INTELLIGENT ASSEMBLY SOLUTIONS

## BATTERY SYSTEM WRENCHES



YOKOTA impulse wrenches are powerful, very accurate and most important, have no kick-back. The YOKOTA system e-wrench has a built-in torque transducer and angle-encoder on the main shaft and is wireless connected to a controller. Each controller can connect with up to 4 independently operating battery system e-wrenches. The YOKOTA battery system e-wrench is the perfect solution for applications where cables or hoses are disruptive, and still all tightening data needs to be checked and documented.

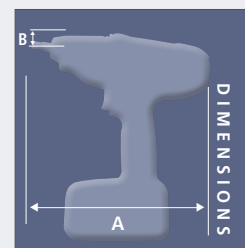


### Characteristics:

- Complete freedom of movement by use of batteries
- Very low weight / torque ratio
- High speed fastening
- Acoustic and LED signals for tightening status indication
- No kick-back
- Electric (brushless) servo drive, freely RPM adjustable
- Hybrid technology
- 100% check on tightening abnormalities like cross thread, double hit, etc.

Battery and charger have to be ordered separately.

Type	Volt. V	Battery type	Square / Hex drive	Bolt capacity mm	RPM	Torque Nm	Weight (inclu. battery) kg	Vibration m/s <sup>2</sup>	Noise level dB(A)	Dimensions A mm	Dimensions B mm
YS-e600	18 V	Li-ion 2 AH	3/8" Sq.	6	1.200-4.800	7 - 20	1,75	<2,5	72	214	26
YS-e800	18 V	Li-ion 2 AH	3/8" Sq.	8	1.200-4.800	15 - 35	1,80	<2,5	76	214	26
YS-e900	18 V	Li-ion 2 AH	3/8" Sq.	8-10	1.200-4.800	30 - 50	1,90	<2,5	78	226	26
YS-e950	18 V	Li-ion 2 AH	3/8" Sq.	10	1.200-4.800	40 - 60	1,94	<2,5	78	226	26



### ACCESSORIES



Type	Order number
Wireless unit	WU-1
Display	DS-1
Programming console	PC-1
Li-ion-Battery (0,41 kg) 18V 2 Ah	BPL-1820
Charger 18 Volt (40 Min.)	BC0075G

**Rubber protection covers**  
YOKOTA offers a seamless integration in the 'anti-scratch' policy with rubber protection covers that are supplied as standard but can also be ordered separately.

Rubber protection cover	Order number
YS-e600	0444-0029-00-00
YS-e800	0445-0029-00-00
YS-e900	0446-0029-00-00
YS-e950	0447-0029-00-00
for battery	0446-0029-00-01

# BATTERY SYSTEM WRENCHES



SYSTEM CONFIGURATION

### System configuration

- Possible to connect 4 tools with the wireless unit
- WLAN communication between tool and controller
- Poka Yoke compatible
- Traceability tightening data
- LAN and RS 232 interface
- I/O terminal for input and output signals



### Wireless unit WU-1

- Parameter input with PC-1 or computer
- USB: setting data back up and restore, memory read out.
- Memory for 10.000 cycles per tool
- Tightening results on DS-1 and/or PC-1
- 4 display connections



### Display DS-1

- Display shows: tool number, program, torque, OK/NOK, angle, number of pulses, remaining tightenings.



### Programming consol PC-1

- For setting the parameters
- Tightening results are displayed
- OK/NOK is displayed



# BATTERY IMPULSE WRENCHES ELECTRONIC CONTROLLED SHUT-OFF



The YBX-600T and YBX-800T are electronically controlled battery impulse wrenches with integrated angle encoder for highly accurate torque tolerances. The shut-off is calculated over several impulses. The controller is integrated.

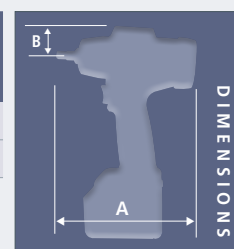
**Characteristics:**

- Very high accuracy
- Electronically controlled shut-off OK/NOK LED on display
- Counting function
- No kick-back
- Maintenance free motor (brushless)
- Lithium-ion battery, sliding model
- Perfectly balanced
- Compact lightweight
- Low vibration and noise levels
- Pincode (password protection)




Battery and charger have to be ordered separately.


Type	Drive	Bolt capacity mm	RPM	Torque Nm*	Weight excl. battery kg	Vibration m/s <sup>2</sup>	Noise levels dB(A)	Dimensions A mm	Dimensions B mm
YBX-600T	3/8" Sq.	M6	2.000	8 - 20	1,50	< 2,5	77	170	37
YBX-800T	3/8" Sq.	M8	2.000	18 - 35	1,55	< 2,5	78	174	37




ACCESSORIES



Charger



Li-Ion-Battery



Rubber protection cover for battery

Description	Order number
<b>Li-Ion-Battery</b> 22,2 V / 1,5 Ah Li-ion, type BL 22, charging time: 20 minutes	0351-1521-03-99
<b>Rubber protection cover for battery</b>	0351-0029-00-01
<b>Charger</b> 100 - 240 Volt, type BC200 charging time: 20 minutes	7679-0000-01-00

ELECTRONICALLY CONTROLLED



YBX-600TE in use



Tightening: OK

The YBX-600T and YBX-800T are Electronically controlled battery impulse wrenches with integrated angle encoder for highly accurate torque tolerances. The shut-off is calculated over several impulses. The controller is integrated and enables counting, Poka Yoke integration.

# BATTERY IMPULSE WRENCHES NON SHUT-OFF



YOKOTA battery impulse wrenches are powerful, very accurate and most important, have no kick-back. The very compact design offers great accessibility to the joint. Tightening bolts M6 up to M10 with torque levels up to 65 Nm with very high speed and remarkably low reaction forces. The combination of adjustment of the relief valve and speed setting of the motor gives a great fit-for-purpose adaptation to the specific bolted joint



### General characteristics:

- No kick-back
- High speed fastening
- Hybrid technology
- Servo drive brushless motor

### Torque adjustment:

- Mechanical relief valve adjustment
- 4 RPM settings, 2000/3000/4000/4800 RPM, to be set according application/joint conditions
- High accuracy

### Very compact design:

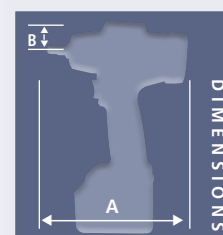
- No planet gear between motor and impulse unit resulting in extremely low vibration and low noise
- Light weight
- Very well balanced

### Error LED indication:

- Overheat error
- Motor/driver error
- Battery capacity warning

### Battery:

- Lithium-Ion technology (no memory effects)
- Sliding battery
- Capacity indicator



Battery and charger have to be ordered separately.

Type	Volt. V	Battery type	Square / Hex drive	Bolt capacity mm	RPM	Torque Nm	Weight kg		Vibration m/s <sup>2</sup>	Noise level dB(A)	Dimensions	
							without battery	with battery			A mm	B mm
YZ-N600A	18 V	Li-ion 2 AH	1/4 Hex	6	2000-4.800	7-20	1	1,41	<2,5	72	152	29,5
YZ-N600	18 V	Li-ion 2 AH	3/8" Sq.	6	2000-4.800	8-25	1	1,41	<2,5	72	152	29,5
YZ-N800A	18 V	Li-ion 2 AH	1/4 Hex	6-8	2000-4.800	7-30	1,05	1,46	<2,5	75	157	29,5
YZ-N800	18 V	Li-ion 2 AH	3/8" Sq.	6-8	2000-4.800	9-35	1,05	1,46	<2,5	75	157	29,5
YZ-N900	18 V	Li-ion 2 AH	3/8" Sq.	8-10	2000-4.800	16-60	1,20	1,61	<2,5	77	164	29,5
YZ-N950	18 V	Li-ion 2 AH	3/8" Sq.	8-10	2000-4.800	20-65	1,25	1,66	<2,5	78	164	29,5

ACCESSORIES



Type	Order number
Li-Ion-Battery (0,41 kg) 18V 2 Ah	BPL-1820
Charger 18 Volt (40 Min.)	BC0075G

### Rubber protection covers

YOKOTA offers a seamless integration in the 'anti-scratch' policy with rubber protection covers that are supplied as standard but can also be ordered separately.

Type	Order number
YZ-N600A	0454-0029-00-00
YZ-N600	0454-0029-00-00
YZ-N800A	0455-0029-00-00
YZ-N800	0455-0029-00-00
YZ-N900	0456-0029-00-00
YZ-N950	0457-0029-00-00

# POKA YOKE+ SYSTEM

for YLa-JQ and Y-JQ series

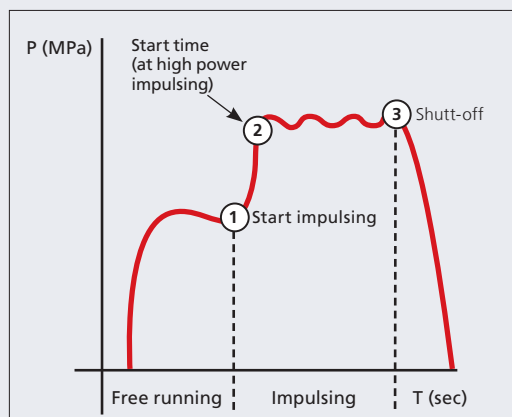


## Poka Yoke+: functioning principle

The system is controlled by measuring the air pressure at the inlet side of the air motor. This air pressure varies from free running to impulsing. By this measured air pressure the controller detects contact of the bolt head (point 2). Upon contact, the adjustable timer gives the shut-off signal (point 3). Adjustability of the timer takes care of adoption to either hard or soft joints. Similar, the controller detects double hits and trigger release before shut-off.

## Superior clamp forces

In conventional shut-off tools point 2 is the shut-off point. Due to the above mentioned principle of the Poka Yoke+ controller, the relaxation is minimized and the correct torque and clampforce are achieved. This system is more accurate than shut-off or standard impulse wrenches. The torque is adjusted at the impulse mechanism. In combination with the parameters in the controller YTC-3, a reliable shut-off is achieved.



The system is more accurate than shut-off or standard impulse wrenches.

## Controller YTC-3

- Power supply: 100 - 240V AC
- Input: 8
- Relay output: 4  
opening and shutting capacity:  
Max. DC-48W, AC-220VA)
- Output for solenoid valve:  
1(DC24V 2W)



## System features

- Group control
- Controlled shut-off
- Double tightening detection
- Interlock with assembly line
- Error judgement on trigger release
- Teach-in mode for programming
- Oil deterioration indication

# YOKOTA - IMPULSE WRENCHES

## YLa-JQ & Y-JQ SERIES



YLa60A-JQ  
YLa70A-JQ  
YLa80A-JQ



YLa60E-JQ  
YLa70E-JQ  
YLa80E-JQ  
YLa90E-JQ  
YLa110E-JQ  
YLa120E-JQ  
YLa140E-JQ



Y-41A-JQ  
Y-46E-JQ



Y-140JQ

### Lightweight YLa-JQ series

Type	Square/ Hex drive	Bolt capacity mm	RPM	Torque Nm*	Load aircons. l/s	No-load aircons. l/s	Weight kg	Inlet thread	Hose diameter mm	Dimensions A mm	B mm	Vibration m/s <sup>2</sup>	Noise- level dB(A)
YLa60A-JQ	1/4" Hex	6	4.000	11 - 20	5,0	5,5	0,78	PT 1/4"	6,5	130	22	1,4	71
YLa60E-JQ	3/8" Sq.	6	4.000	13 - 22	5,0	5,5	0,78	PT 1/4"	6,6	130	22	1,4	71
YLa70A-JQ	1/4" Hex	6 - 8	7.000	20 - 28	5,5	6,1	0,80	PT 1/4"	6,5	132	22	1,4	74
YLa70E-JQ	3/8" Sq.	6 - 8	7.000	20 - 35	5,5	6,1	0,80	PT 1/4"	6,5	132	22	1,4	74
YLa80A-JQ	1/4" Hex	8	7.000	24 - 35	5,8	9,0	0,90	PT 1/4"	6,5	139	22	1,2	75
YLa80E-JQ	3/8" Sq.	8	7.000	33 - 50	5,8	9,0	0,90	PT 1/4"	6,5	139	22	1,2	75
YLa90E-JQ	3/8" Sq.	8 - 10	6.500	47 - 70	6,7	11,8	1,00	PT 1/4"	10	148	24	1,2	78
YLa110E-JQ	1/2" Sq.	10 - 12	6.000	65 - 105	9,6	13,1	1,40	PT 1/4"	10	164	26	1,8	81
YLa120E-JQ	1/2" Sq.	12	6.600	80 - 130	10,0	15,6	1,80	PT 1/4"	10	172	28	2,2	82
YLa140E-JQ	1/2" Sq.	14	6.000	100 - 160	13,0	18,9	2,20	PT 1/4"	10	190	30	2,4	84

### Y-JQ series

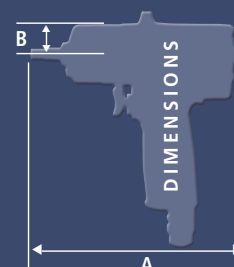
Type	Square / Hex drive	Bolt capacity mm	RPM	Torque Nm*	Load aircons. l/s	No-load aircons. l/s	Weight kg	Inlet thread	Hose diameter mm	Dimensions A mm	B mm	Vibration m/s <sup>2</sup>	Noise- level dB(A)
Y-41A-JQ	1/4" Hex	4 - 6	9.300	6 - 12	5,0	8,8	0,73	PT 1/4"	6,5	141	17	2,1	72
Y-46E-JQ	3/8" Sq.	5 - 6	8.000	16 - 30	5,8	9,6	0,87	PT 1/4"	6,5	158	18	1,0	80
Y-140JQ	3/4" Sq.	16	3.300	160 - 270	13,1	18,4	3,20	PT 1/4"	13	226	36	3,3	82

#### \* Torque specifications


All specified torques are measured on the YOKOTA testers, Series YET, at a dynamic airpressure of 0.63MPa. The YOKOTA testers have a static transducer, the specified torques are therefore to be used as a guidance only. In general the torque range will be lower in case of using lower airpressure, extension bars, torx or hexagon inset sockets, soft joints, etc.

Rubber protection covers for YLa-JQ and Y-JQ impulse wrenches are included in the box.

Accessories for impulse wrenches on pages 54.



# YLT-SERIES: SHUT-OFF



YLTX50A  
YLTX60A  
YLTX70A

YLTX50E YLTX70E  
YLTX60E YLTX80E

YLTX110E  
YLTX120E

YLTX140E  
YLTX150

## 0,5-0,6 MPa series

Type	Square/hex drive	Bolt capacity mm	RPM	Torque Nm* 0,5-0,6 MPA	Load aircons. l/s	No-load aircons. l/s	Inlet-thread	Weight kg	Hose diameter mm	Dimensions A mm	Dimensions B mm	Vibration m/s <sup>2</sup>	Noise level dB(A)
YLTX50A	1/4" Hex	5	4.300	4,5 - 8	4,2	4,6	PT 1/4"	0,95	6,5	164	22,5	1,1	70
YLTX60A	1/4" Hex	6	5.300	6 - 13	5,5	5,6	PT 1/4"	0,95	6,5	164	22,5	1,4	72
YLTX70A	1/4" Hex	6-8	6.800	13 - 28	6,0	8,8	PT 1/4"	1,01	6,5	177	23	1,8	74
YLTX50E	3/8" Sq.	5	4.300	4,5 - 8	4,2	4,6	PT 1/4"	0,95	6,5	164	22,5	1,1	72
YLTX60E	3/8" Sq.	6	5.300	7 - 15,5	5,5	5,6	PT 1/4"	0,95	6,5	164	22,5	1,4	72
YLTX70E	3/8" Sq.	6-8	6.800	15 - 32	6,0	8,8	PT 1/4"	1,01	6,5	177	23	1,8	74
YLTX80E	3/8" Sq.	8	6.800	30 - 55	7,3	9,2	PT 1/4"	1,12	9,5	187	24,5	1,9	78
YLTX110E	1/2" Sq.	10-12	5.800	50 - 85	8,3	13,5	PT 1/4"	1,51	9,5	194	28,5	1,8	81
YLTX120E	1/2" Sq.	12	5.400	70 - 115	8,6	14,6	PT 1/4"	1,79	9,5	201	31	2,2	83
YLTX140E	1/2" Sq.	14	5.200	110 - 150	11,8	16,6	PT 1/4"	2,08	9,5	214	32,5	5,2	85
YLTX150	3/4" Sq.	16	4.400	140 - 210	11,8	17	PT 1/4"	2,95	9,5	237	38,5	5,3	84

## 0,4-0,5 MPa series

Type	Square/hex drive	Bolt capacity mm	RPM	Torque Nm* 0,4-0,5 MPA	Load aircons. l/s	No-load aircons. l/s	Inlet-thread	Weight kg	Hose diameter mm	Dimensions A mm	Dimensions B mm	Vibration m/s <sup>2</sup>	Noise level dB(A)
YLT60AL	1/4" Hex	6	4.500	5 - 11,5	5,5	4,8	PT 1/4"	0,95	6,5	164	22,5	1,4	72
YLT70AL	1/4" Hex	6-8	6.300	11 - 25	6,0	7,8	PT 1/4"	1,01	6,5	177	23	1,8	74
YLT60EL	3/8" Sq.	6	4.500	6 - 13,5	5,5	4,8	PT 1/4"	0,95	6,5	164	22,5	1,4	72
YLT70EL	3/8" Sq.	6-8	6.300	13 - 28	6,0	7,8	PT 1/4"	1,01	6,5	177	23	1,8	74
YLT80EL	3/8" Sq.	8	6.600	25 - 48	7,3	8	PT 1/4"	1,12	9,5	187	24,5	1,9	78
YLT110EL	1/2" Sq.	10-12	5.600	45 - 75	8,3	11,8	PT 1/4"	1,51	9,5	194	28,5	1,8	81
YLT120EL	1/2" Sq.	12	5.200	60 - 100	8,6	12,3	PT 1/4"	1,79	9,5	201	31	2,2	83
YLT140EL	1/2" Sq.	14	4.900	80 - 125	11,8	14,1	PT 1/4"	2,08	9,5	214	32,5	5,2	85

\* Note: Torque values are to be used as guidance only.

### FEATURES

- **Maximum accuracy:** extremely accurate and fast
- **Maximum ergonomics:** ergo touch / ergo grip / ergo trigger / low noise / low vibration
- **Minimal environmental impact:** reduction of CO2 emission
- **Double chamber air motor:** compact high efficiency
- **Oil-free:** can be used with non lubricated air

Rubber protection covers for all YLT-series impulse wrenches are included in the box.

### YLT-J



All YLT models are available as **J-version:** signal hose for detecting shut-off, to connect to counting systems (PLC), line control etc.



# YLA-SERIES: NON SHUT-OFF

double chamber air motor, lightweight



YLa60A  
YLa70A  
YLa80A

YLa60E  
YLa70E  
YLa80E  
YLa90E

YLa110E  
YLa120E

YLa140E

Type	Square / Hex drive	Bolt capacity mm	RPM	Torque Nm*	Load aircons. l/s	No-load aircons. l/s	Weight kg	Inlet thread	Hose diameter mm	Dimensions A mm	Dimensions B mm	Vibration m/s <sup>2</sup>	Noise-level dB(A)
YLa60A	1/4" Hex	6	4.000	9 - 20	5	5,5	0,78	PT 1/4"	6,5	130	22	1,4	71
YLa70A	1/4" Hex	6 - 8	7.000	20 - 28	5,5	6,1	0,8	PT 1/4"	6,5	132	22	1,4	74
YLa80A	1/4" Hex	8	7.000	24 - 35	5,8	9	0,9	PT 1/4"	6,5	139	22	1,2	75
YLa60E	3/8" Sq.	6	4.000	13 - 22	5	5,5	0,78	PT 1/4"	6,5	130	22	1,4	71
YLa70E	3/8" Sq.	6 - 8	7.000	20 - 35	5,5	6,1	0,8	PT 1/4"	6,5	132	22	1,4	74
YLa80E	3/8" Sq.	8	7.000	33 - 50	5,8	9	0,9	PT 1/4"	6,5	139	22	1,2	75
YLa90E	3/8" Sq.	8 - 10	6.500	47 - 70	6,7	11,8	1,0	PT 1/4"	9,5	148	24	1,2	78
YLa110E	1/2" Sq.	10 - 12	6.000	65 - 105	9,6	13,1	1,4	PT 1/4"	9,5	164	26	1,8	81
YLa120E	1/2" Sq.	12	6.600	80 - 130	10	15,6	1,8	PT 1/4"	9,5	172	28	2,2	82
YLa140E	1/2" Sq.	14	6.000	100 - 160	13	18,9	2,2	PT 1/4"	9,5	190	30	2,4	84

\* Note: Torque values are to be used as guidance only.

FEATURES


- **Maximum accuracy:** extremely accurate and fast
- **Maximum ergonomics:** ergo touch / ergo grip / ergo trigger / low noise / low vibration
- **Minimal environmental impact:** reduction of CO2 emission / Low noise / Low vibration
- **Double chamber air motor:** compact high efficiency
- **Oil-free:** can be used with non lubricated air

Rubber protection covers for all YLa-series impulse wrenches are included in the box.

CUSTOM MADE IMPULSE WRENCHES

For any application where access to the joint is difficult, we are able to provide tailor made impulse wrenches.


Contact us for more information.



Y-61

# Y-SERIES: NON SHUT-OFF

double chamber air motor



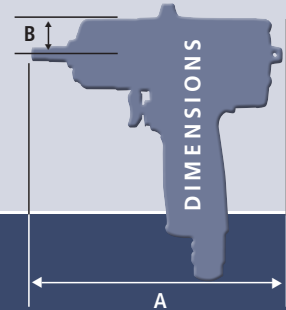
Y-40SA



Y-41A Y-56E/A  
Y-46E/A Y-61E/A



Y-140



Type	Square / Hex drive	Bolt capacity mm	RPM	Torque Nm*	Load aircons. l/s	No-load aircons. l/s	Weight kg	Inlet thread	Hose diameter mm	Dimensions		Vibration m/s <sup>2</sup>	Noise-level dB(A)
										A mm	B mm		
Y-40SA <sup>1)</sup>	1/4" Hex	4 - 6	10.000	6 - 12	5,0	7,6	0,84	PT 1/4"	6,5	229	17	4,6	69
Y-41A	1/4" Hex	4 - 6	9.300	6 - 12	5,0	8,8	0,73	PT 1/4"	6,5	141	17	2,1	72
Y-46E	3/8" Sq.	5 - 6	8.000	16 - 30	5,8	9,6	0,87	PT 1/4"	6,5	158	18	1,0	80
Y-46A	1/4" Hex	5 - 6	8.000	16 - 26	5,8	9,6	0,87	PT 1/4"	6,5	158	18	1,0	80
Y-140	3/4" Sq.	16	3.300	160 - 270	13,1	18,4	3,20	PT 1/4"	12,7	226	36	3,3	82

<sup>1)</sup> The Y-40SA is a straight model, all other types are pistol models.

**\* Torque specifications**

All specified torques are measured on the YOKOTA testers, Series YET, at a dynamic airpressure of 0.63MPa. The YOKOTA testers have a static transducer, the specified torques are therefore to be used as a guidance only. In general the torque range will be lower in case of using lower airpressure, extension bars, torx or hexagon inset sockets, soft joints, etc.

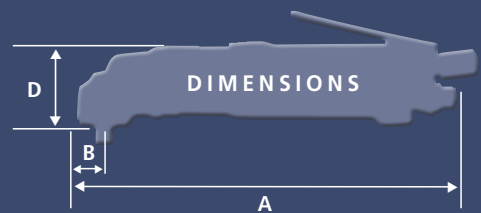
## IMPULSE WRENCHES

# YX-SERIES: NON SHUT-OFF

angle models



YX-280C  
YX-500C  
YX-700C



Type	Square / Hex drive	Bolt capacity mm	RPM	Torque Nm*	Load aircons. l/s	No-load aircons. l/s	Weight kg	Inlet thread	Hose diameter mm	Dimensions			Vibration m/s <sup>2</sup>	Noise-level dB(A)
										A mm	B mm	D mm		
YX-280C	3/8" Hex	4 - 6	10.000	15 - 24	5,0	7,8	1,40	PT 1/4"	6,5	257	16	50	4	83
YX-500C	3/8" Hex	6 - 8	7.500	30 - 45	5,0	8,6	1,50	PT 1/4"	6,5	266	18	66	10	73
YX-700C	3/8" Hex	8 - 10	5.000	36 - 50	5,8	10,8	1,80	PT 1/4"	6,5	289	18	70	8,6	72

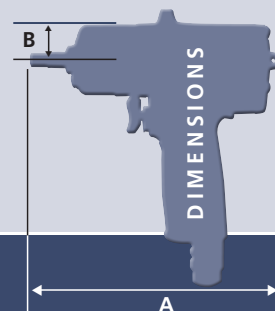
**\* Torque specifications**

All specified torques are measured on the YOKOTA testers, Series YET, at a dynamic airpressure of 0.63MPa. The YOKOTA testers have a static transducer, the specified torques are therefore to be used as a guidance only. In general the torque range will be lower in case of using lower airpressure, extension bars, torx or hexagon inset sockets, soft joints, etc.

# YX-SERIES: NON SHUT-OFF pistol models



YX-3000  
YX-4500



Type	Square / Hex drive	Bolt capacity mm	RPM	Torque Nm*	Load aircons. l/s	No-load aircons. l/s	Weight kg	Inlet thread	Hose diameter mm	Dimensions A mm	B mm	Vibration m/s <sup>2</sup>	Noise-level dB(A)
YX-3000	3/4" Sq.	16 - 18	4.700	200 - 304	10,0	20,5	4,60	PT 1/4"	12,7	246	40,0	3,9	80
YX-4500	3/4" Sq.	18 - 20	3.400	392 - 490	11,6	24,0	9,80	PT 3/8"	12,7	300	65,0	3,9	87

**\* Torque specifications**

All specified torques are measured on the YOKOTA testers, Series YET, at a dynamic airpressure of 0.63MPa. The YOKOTA testers have a static transducer, the specified torques are therefore to be used as a guidance only. In general the torque range will be lower in case of using lower airpressure, extension bars, torx or hexagon inset sockets, soft joints, etc.

# YX-SERIES: NON SHUT-OFF straight models



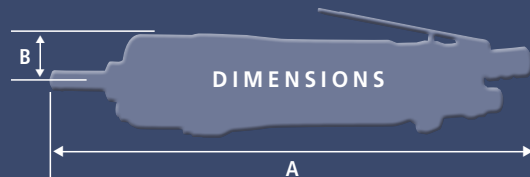
YX-180SE YX-280SA  
YX-180SA YX-380SE  
YX-280SE YX-380SA



YX-500SE



YX-700SE



Type	Square / Hex drive	Bolt capacity mm	RPM	Torque Nm*	Load aircons. l/s	No-load aircons. l/s	Weight kg	Inlet thread	Hose diameter mm	Dimensions A mm	B mm	Vibration m/s <sup>2</sup>	Noise-level dB(A)
YX-180SE	3/8" Sq.	4 - 6	10.500	19 - 31	4,2	7,8	0,96	PT 1/4"	6,5	220	23	3,3	73
YX-180SA	1/4" Hex	4 - 6	10.500	18 - 30	4,2	7,8	0,96	PT 1/4"	6,5	220	23	3,3	73
YX-280SE	3/8" Sq.	6 - 8	10.500	25 - 38	5,0	9,1	1,02	PT 1/4"	6,5	232	23	4	73
YX-280SA	1/4" Hex	6	10.500	20 - 34	5,0	9,1	1,02	PT 1/4"	6,5	232	23	4	73
YX-380SE	3/8" Sq.	8	10.000	32 - 47	5,0	9,1	1,18	PT 1/4"	6,5	232	25,5	3,3	75
YX-380SA	1/4" Hex	6 - 8	10.000	29 - 44	5,0	9,1	1,18	PT 1/4"	6,5	232	25,5	3,3	75
YX-500SE	3/8" Sq.	8 - 10	7.500	31 - 55	5,0	11,2	1,25	PT 1/4"	6,5	241	25,5	6,6	74
YX-700SE	3/8" Sq.	8 - 10	5.000	35 - 62	5,8	13,5	1,50	PT 1/4"	6,5	262	26,5	6,6	72

**\* Torque specifications**

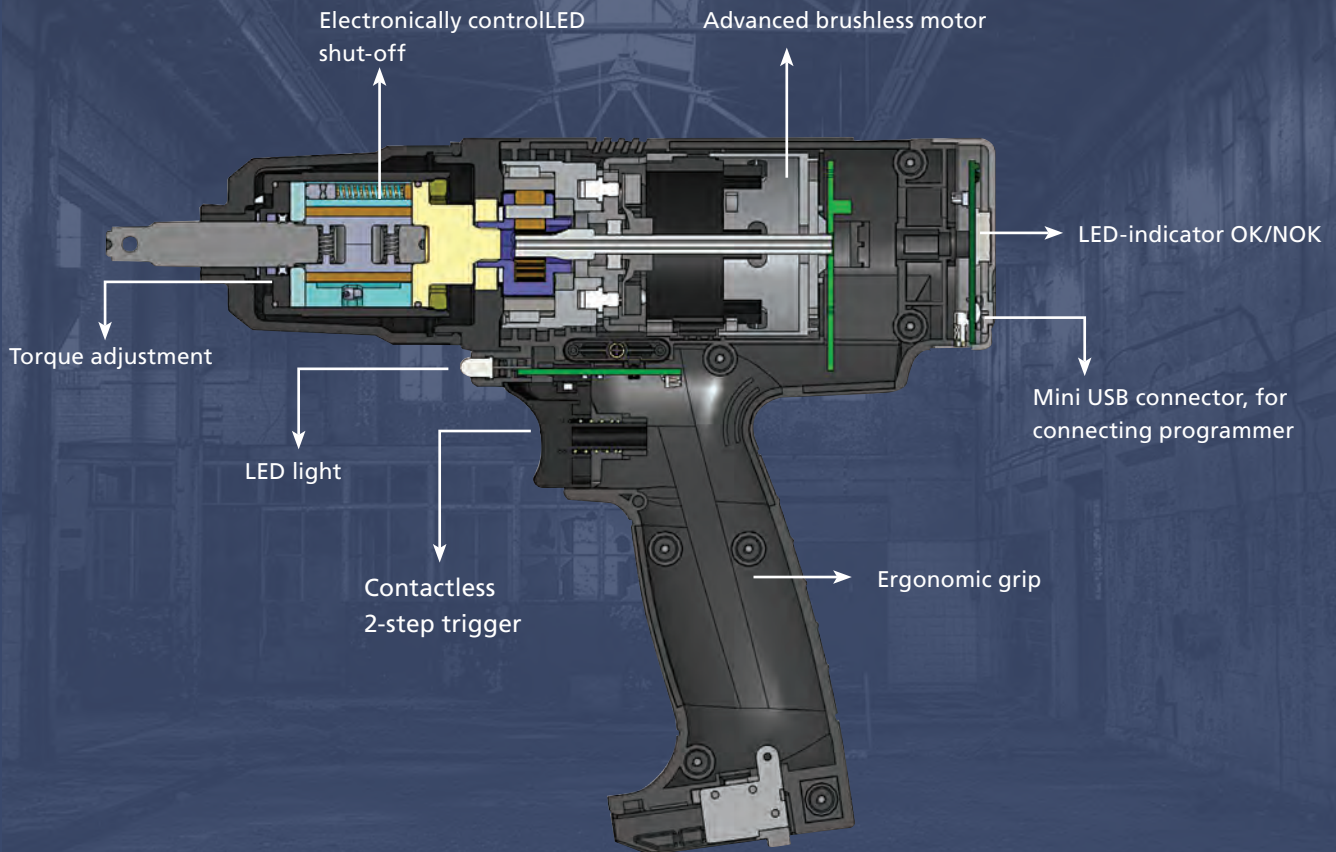
All specified torques are measured on the YOKOTA testers, Series YET, at a dynamic airpressure of 0.63MPa. The YOKOTA testers have a static transducer, the specified torques are therefore to be used as a guidance only. In general the torque range will be lower in case of using lower airpressure, extension bars, torx or hexagon inset sockets, soft joints, etc.

LEADING IN POWER TOOL SOLUTIONS

# RED ROOSTER

PRODUCTIVITY | FLEXIBILITY | ACCURACY

## BATTERY SHUT-OFF IMPULSE WRENCH



**BATTERY  
IMPULSE  
WRENCHES**

PAGE 30 - 31



**BATTERY  
IMPACT  
WRENCHES**

PAGE 32 - 33



**BATTERY  
SCREW-  
DRIVERS**

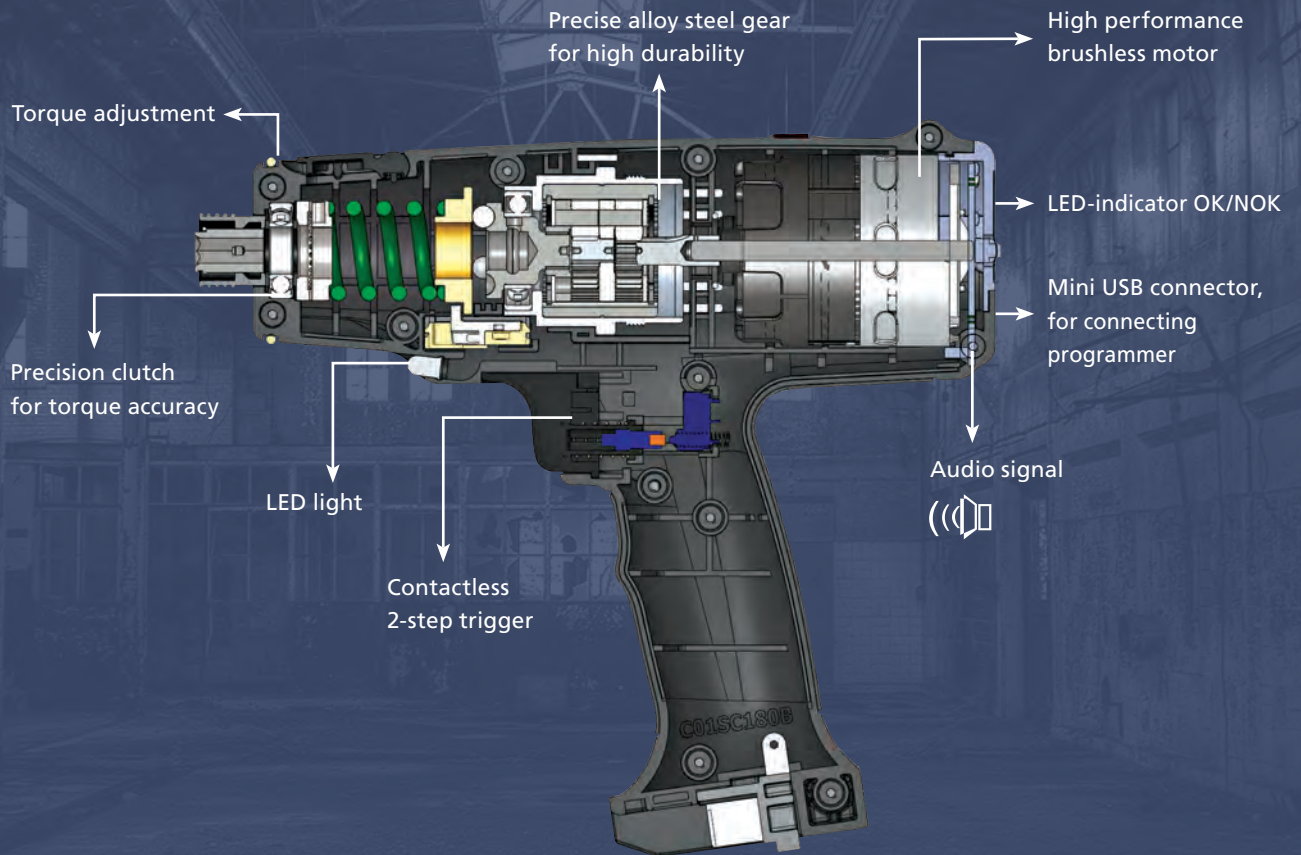
PAGE 34 - 35

LEADING IN POWER TOOL SOLUTIONS

# RED ROOSTER

PRODUCTIVITY | FLEXIBILITY | ACCURACY

## CORDLESS SHUT-OFF SCREWDRIVER




**BATTERY  
ANGLE  
WRENCHES**

PAGE 36



**PNEUMATIC  
IMPULSE  
WRENCHES**

PAGE 37 - 43



**PNEUMATIC  
SCREW-  
DRIVERS**

PAGE 47 - 50

# RRI-BIM SERIES



High tightening speed combined with high accuracy. No reaction forces during the tightening process. No tightening functionality when battery charge is low, thus process safety improves. Very well suited in areas where cables and hoses impede handling flexibility of tools, such as interiors of cars, coaches and trains.

**Characteristics:**

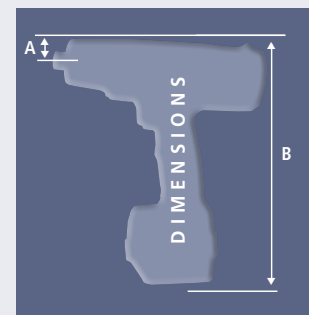
- Brushless motor
- 18 Volt Lithium-Ion battery (choice for 2,0 Ah or 4,0 Ah capacity)
- LED status indicates: Reverse, OK, NOK, Battery low
- Torque adjustable
- Fine-tuning on hardness of the joint, electronically
- Non-contact trigger with 2 steps
- Run-down speed up to 4.500 RPM



Battery, charger, programmer and power cord have to be ordered separately.



Type	Square/ Hex drive	Torque Nm	RPM	Weight kg	Dimensions	
					A mm	B mm
RRI-BIM15AT	1/4" Hex	7-15	4.500	1,16	29	227
RRI-BIM15T	3/8" Square	8-15	4.500	1,16	29	224
RRI-BIM25AT	1/4" hex	14-23	4.500	1,18	29	237
RRI-BIM25T	3/8" Square	15-25	4.500	1,18	29	234
RRI-BIM35T	3/8" Square	22-35	3.500	1,36	29	234
RRI-BIM45T	3/8" Square	32-45	3.500	1,42	29	244



**CHARACTERISTICS**

- Advanced and stable shut off system
- Brushless motor
- LED-indication OK/NOK
- LED light
- Non-contact trigger with 2 steps
- Mini USB, connector (for connecting programmer)
- Ergonomic handle design
- LI-ION battery

**ACCESSORIES**

- Rubber protection cover
- Aluminium cover
- Service Kit

Rubber protection cover	
RRI-BIM15T (AT)	order no. C16PW-15
RRI-BIM25T (AT)	order no. C16PW-25
RRI-BIM35T	order no. C16PW-25
RRI-BIM45T	order no. C16PW-45

Aluminium cover	
RRI-BIM serie	order no. B10PW15

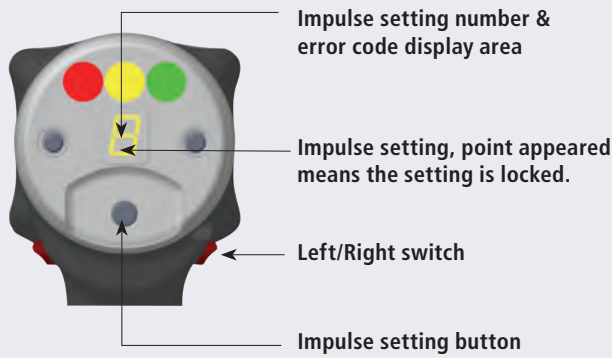
Service Kits:	
RRI-BIM15T (AT)	order no. 140RK
RRI-BIM25T (AT)	order no. 170RK
RRI-BIM35T	order no. 170RK
RRI-BIM45T	order no. 180RK-YO

# RRI-BIM SERIES



LED INDICATOR OK/NOK

## LED indicator OK/NOK



### Blocking adjustment of the shut-off:

- Remove battery
- Mount battery and simultaneously push trigger and L/R Switch until sound signal (5 seconds), then release trigger and L/R Switch.

Deblocking = same

### Blocking Un-tightening

- Remove battery
- Mount battery and simultaneously push L/R Switch until sound signal (5 seconds)

Deblocking = same



**FLASHING YELLOW + FLASHING GREEN:**  
reverse operation



**GREEN:**  
tightening OK



**RED:**  
tightening NOK



**FLASHING YELLOW:**  
low battery warning

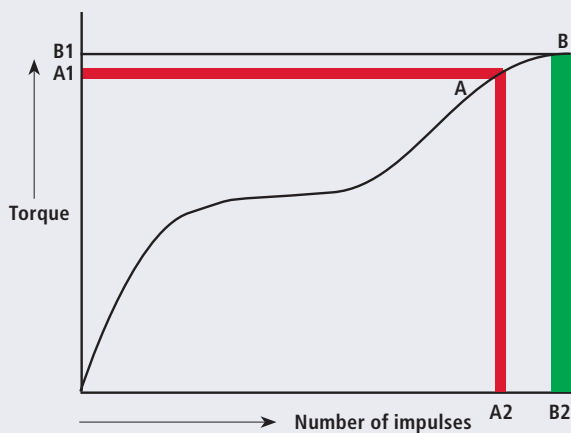


**YELLOW:**  
change battery



**ALUMINIUM COVER FOR EXTRA PROTECTION**  
See accessoires on page 30.

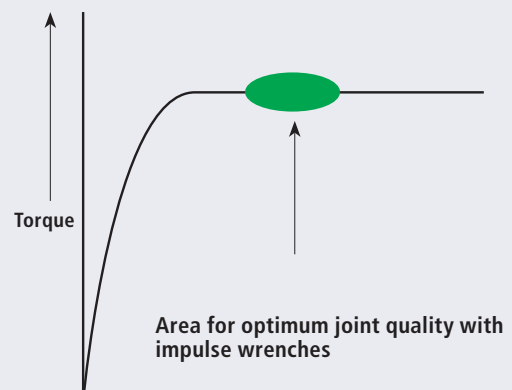
## Mechanical shut-off or electronic controlled LED shut-off impulse wrenches



**A** = shut-off area of mechanical shut-off impulse wrenches

**B** = shut-off area of electronic controlled LED shut-off impulse wrenches. Optimum tension with lower relaxation.

## Joint Quality



**For hard joints:** numerical setting: (2-3-4)

**For middle soft joints:** numerical setting: (4-5-6)

**For soft joints:** numerical setting: (6-7-8-9)

RED ROOSTER - BATTERY SHUT-OFF IMPACT WRENCHES

# RRI-BI SERIE



 RED ROOSTER  
20V 2,0Ah Li-ion

# RRI-BI SERIES



RED ROOSTER battery impact wrench with electronically adjustable shut-off. Very well suited for assembly applications with a need of good torque accuracy. Especially in areas where cables and hoses impede handling flexibility.

**Characteristics:**

- Brushless motor
- 20 Volt Lithium-Ion battery
- Dynapact impact mechanism
- LED status indicates OK - NOK - REVERSE - BATTERY LOW
- Adjustable torque (50 steps)
- Two step trigger
- Speed 2400 RPM
- Compact and light weight



50 programmable stage settings



Battery & charger have to be ordered separately.

Type	Battery voltage	Battery type	Square drive	Bolt capacity mm	RPM	Torque Nm	Weight kg	Vibration m/s <sup>2</sup>	Noise level dB(A)
RRI-BI32T	20 V	Li-ion 2 AH	3/8" Square	6	2.400	6-32	1,0	7,8	93
RRI-BI55T	20 V	Li-ion 2 AH	3/8" Square	8	2.400	15-55	1,1	10,5	94
RRI-BI100T	20 V	Li-ion 2 AH	1/2" Square	8-10	2.400	25-100	1,1	16,4	94
RRI-BI120T	20 V	Li-ion 2 AH	1/2" Square	8-12	2.400	30-120	1,3	13,9	90

**CHARACTERISTICS**

- Advanced and stable shut off system
- Brushless motor
- LED lamp
- LED indication OK/NOK
- Non-contact trigger with 2 steps
- Mini USB, connector (for connecting programmer)
- Ergonomic handle design
- LI-ION battery

**DIMENSIONS**

Type	A mm	B mm
RRI-BI32T	193	29
RRI-BI55T	193	29
RRI-BI100T	198	29
RRI-BI120T	198	29

**ACCESSORIES**

Type	Order number
Charger (40 min.)	31084-200E
Li-Ion battery 20V 2.0Ah	BB200E-320
Li-Ion battery 20V 4.0Ah	BB200E-340
Protection cover RRI-BI serie	3116-IWCP-01
Protection cover battery 2.0 Ah	33116-B180E-01
Protection cover battery 4.0 Ah	33116-B180E-02



# RRI-BS SERIES



RED ROOSTER battery shut-off screwdriver. Very well suited for assembly applications with a need of good torque accuracy. Especially in areas where cables and hoses impede handling flexibility, such as interiors of cars, coaches and trains.

**Characteristics:**

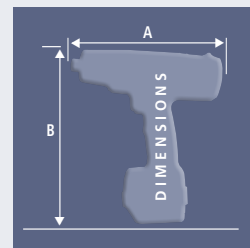
- The ergonomic handle design makes work easier and effort-saving that promotes the work efficiency.
- Torque accuracy: meet ISO 5393 Cmk>2 at ±10% tolerance.
- Precision clutch with low reaction forces.
- Trigger repeat protection avoids "double hits".
- Brushless motor: ensures low maintenance.
- Highly durable gear: ensures low maintenance.
- Precision shut-off clutch: ensures quality in tightening.
- Ergonomic rubber grip: ensures operator performance.
- Delivery includes hanger bracket.



Battery, charger, programmer and power cord have to be ordered separately, see page 35.



Type	Volt V	Drive size	Screw size mm	Torque range Nm	RPM	Weight (w/o battery) kg	Dimensions A mm	Dimensions B mm
RRI-BS3	18 V	1/4" Hex	M3 - M4	0,8 - 3	500 - 1.550	0,95	203	238
RRI-BS6	18 V	1/4" Hex	M3 - M5	1 - 6	300 - 900	0,95	203	238
RRI-BS9	18 V	1/4" Hex	M3 - M5	1,5 - 9	300 - 700	0,95	203	238
RRI-BS12	18 V	1/4" Hex	M4 - M6	2 - 12	250 - 550	0,95	203	238



**PROGRAMMER**

**Features:**

- One programmer fits all RRI-BS series tools
- Easy to set the tool speed:
  - high speed for metallic assemblies
  - medium speed for plastic assemblies
  - low speed for special assemblies
- Total used time memory function
- Total count memory function
- Operation count memory function
- Tool identification number

(All memory functions stored on printed circuit board in the tool)

Mini USB      Programmer

**BACK PANEL LED INDICATIONS**

- A green light tells the operator that the preset torque is reached and the tightening is OK.
- A red light and one long "beep" sound tells the operator that the preset torque is not reached, tightening must be performed again.
- A flashing yellow light and five short "beep" sounds give an early warning when it is time to recharge the battery.
- A yellow light and one long "beep" sound means the battery is empty and the tool can't operate. A fully charged battery should be placed to continue working.

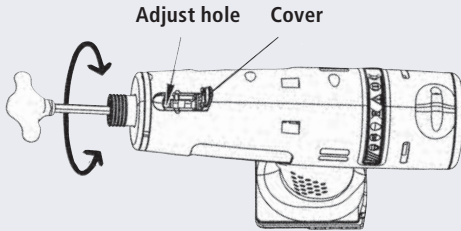
LED light

# RRI-BS SERIES



TORQUE ADJUSTMENT

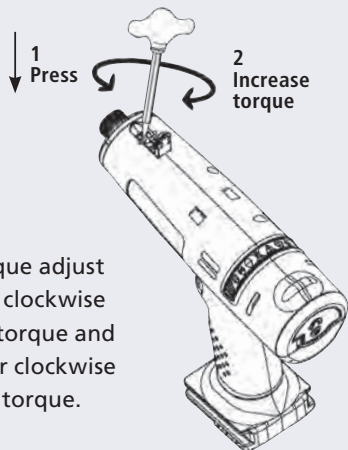
## Torque adjustment



1. Lift the torque adjustment over. Take the torque adjust tool and insert it to the quick change holder and turn until the adjust hole shows up.

**Note:**

To avoid danger during the adjustment process, the battery pack must be removed before adjusting the torque.



2. Use the torque adjust tool to turn clockwise to increase torque and turn counter clockwise to decrease torque.

APPLICATIONS

## Applications

- Assembly applications where torque accuracy is required.
- Areas where pneumatic or electric tools are impractical to use due to hoses/cables.
- Especially used on car interior assembly.
- Attaching components to the dashboard.
- Hose clips on turbo chargers and air intakes, heating and climate systems and coolant circuits.
- Assembly of components in switch cabinets.

ACCESSORIES



### Torque adjustment tool

Order number 00-4507\*

\* Supplied as standard



### Rubber protection cover

Order number C165C180B

## LI-ION BATTERY, CHARGER, PROGRAMMER, POWER CORD & RUBBER PROTECTION COVER FOR BATTERY



Charger




Li-Ion battery



Rubber protection cover for battery



Programmer



Power cord

Type	Order number
Charger (40 min.)	B84192B
Li-Ion battery 18V 2 Ah	BB180C-320
Li-Ion battery 18V 4 Ah	BB180C-340
Rubber protection cover for battery 18V 2 Ah	C16180C-20
Rubber protection cover for battery 18V 4 Ah	C16180C-40

Type	Order number
Programmer	B745C180B
Power cord European style	E86B-VD
Power cord English style	E86B-UK

# RRI-BA SERIES

with automatic shut-off



These RED ROOSTER battery angle wrenches with automatic shut-off are very well suited for assembly applications with a need of good torque accuracy. Especially for applications in areas where cables and hoses impede handling flexibility, such as interiors of cars, coaches and trains.



**Characteristics:**

- Brushless motor
- 18 Volt Lithium-Ion battery
- LED status indicates OK - NOK - REVERSE - BATTERY LOW
- Adjustable torque
- Speed 170 to 1000 RPM
- Compact and light weight
- Torque up to 70 Nm
- Color ring for torque setting indication



**Custom made products**

See page 44 & 45 for cordless angle wrenches tailored to your specific needs.



Battery, charger, programmer and power cord have to be ordered separately, see page 35.

Type	Battery voltage	Battery type	Square drive	Bolt capacity mm	RPM	Torque Nm	Weight kg	Vibration m/s <sup>2</sup>	Noise level dB(A)
RRI-BA10S3	18 V	Li-Ion 2 AH / 4 AH	3/8"	4-5	400-1.000	3-12	1,50	<2,5	<75
RRI-BA16S3	18 V	Li-Ion 2 AH / 4 AH	3/8"	5-6	300-600	5-18	1,50	<2,5	<75
RRI-BA30S3	18 V	Li-Ion 2 AH / 4 AH	3/8"	6-8	250-450	8-30	1,50	<2,5	<75
RRI-BA35S3	18 V	Li-Ion 2 AH / 4 AH	3/8"	6-8	200-350	10-35	1,60	<2,5	<75
RRI-BA50S3	18 V	Li-Ion 2 AH / 4 AH	3/8"	6-10	200	10-50	2,00	<2,5	<75
RRI-BA70S3	18 V	Li-Ion 2 AH / 4 AH	3/8"	8-12	170	20-70	2,50	<2,5	<75

**DIMENSIONS**

Type	A mm	B mm
RRI-BA10S3	441	76
RRI-BA16S3	441	76
RRI-BA30S3	446	76
RRI-BA35S3	446	76
RRI-BA50S3	521	76,3
RRI-BA70S3	535	76,3


**ACCESSORIES**

Rubber protection cover for type	Order number	
RRI-BA10S3 RRI-BA16S3 RRI-BA30S3 RRI-BA35S3	C16WR	
RRI-BA50S3	C16WRB50	
RRI-BA70S3	C16WRB70	

RED ROOSTER

# IMPULSE WRENCHES

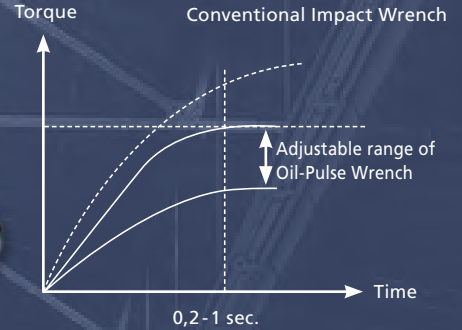
## MAIN FEATURES



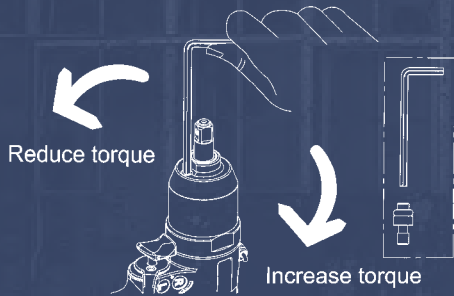
X-Shape Sealing improves durability.



Twin drive roller blades reduce noise, vibration and improve impulse efficiency.



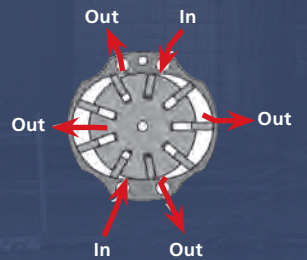
1 Piece design front end plate and cylinder improves motor efficiency.



### Easy Torque Adjustment

The required torque can be easily adjusted by turning the adjust screw.

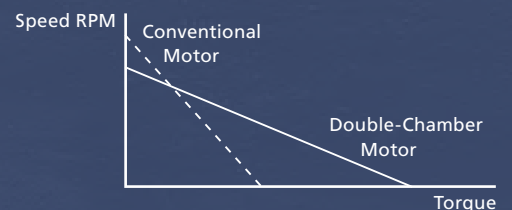
One hand reverse operation for Right or Left handed operators.



### Double chamber air motor

9 Vanes motor design for smallest dimensions with highest power and acceleration results in a short time to reach the set torque and highest productivity.

Low noise exhaust, 360° adjustable.





# SHUT-OFF PISTOL MODELS



## 1/4" Hex drive

Type	Square / Hex drive	Bolt capacity mm	RPM	Torque range Nm	Air consumption l/sec	Weight kg	Inlet-thread	Hose diameter mm	Noise-level dB(A)
RRI-30AT	1/4" Hex	6	4.600	6 - 12,5	3,7	0,89	PT 1/4"	6,5	78
RRI-40AT	1/4" Hex	6-8	4.600	10 - 18	3,7	0,92	PT 1/4"	6,5	78
RRI-50AT	1/4" Hex	8	7.200	16 - 26	5,3	0,92	PT 1/4"	6,5	80
RRI-60AT	1/4" Hex	8	6.200	20 - 30	6,2	1,0	PT 1/4"	8	82
RRI-70AT	1/4" Hex	10	7.200	32 - 47	7	1,35	PT 1/4"	8	82

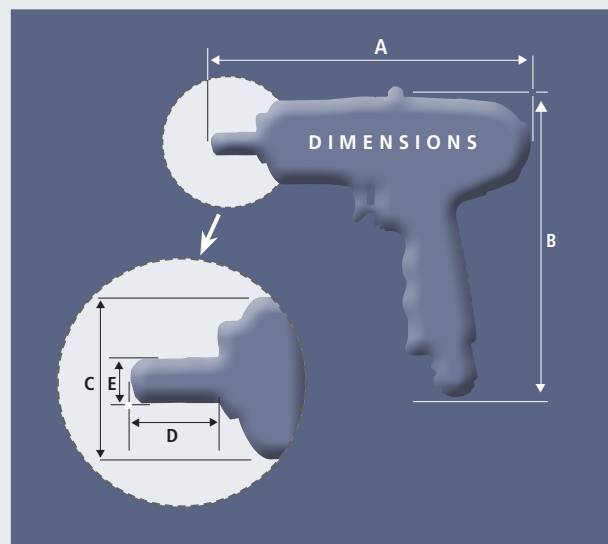


## 3/8" - 1/2" - 3/4" Square drive

Type	Square / Hex drive	Bolt capacity mm	RPM	Torque range Nm	Air consumption l/sec	Weight kg	Inlet-thread	Hose diameter mm	Noise-level dB(A)
RRI-30T	3/8" Square	6	4.600	7 - 12,5	3,7	0,89	PT 1/4"	6,5	78
RRI-40T	3/8" Square	6-8	4.600	11 - 19	3,7	0,92	PT 1/4"	6,5	78
RRI-50T	3/8" Square	8	7.200	16 - 27	5,3	0,92	PT 1/4"	6,5	80
RRI-60T	3/8" Square	8-10	6.200	22 - 35	6,2	1	PT 1/4"	8	82
RRI-70T	3/8" Square	10	7.200	37 - 57	7	1,35	PT 1/4"	8	82
RRI-80T	3/8" Square	10-12	5.100	40 - 68	9,3	1,21	PT 1/4"	8	82
RRI-90T	1/2" Square	12	5.400	64 - 90	8,3	1,55	PT 1/4"	8	83
RRI-100T	1/2" Square	12-14	5.300	85 - 120	8,7	1,87	PT 1/4"	8	84
RRI-130T	1/2" Square	14-16	3.600	123 - 148	11,6	2,26	PT 1/4"	11	86
RRI-150T	3/4" Square	16	3.700	165 - 210	11,6	3,10	PT 1/4"	11	86
RRI-180T	3/4" Square	16-18	2.700	180 - 255	12,2	3,8	PT 1/4"	11	86
RRI-200T	3/4" Square	18-20	3.000	230 - 450	26	4,25	PT 3/8"	12,7	88

DIMENSIONS

Type	A mm	B mm	C mm	D mm	E mm
RRI-30AT	163	168	Ø46	21	Ø17,5
RRI-40AT	170	168	Ø46	27	Ø17,5
RRI-50AT	170	168	Ø46	27	Ø17,5
RRI-60AT	181	168	Ø46	27	Ø17,5
RRI-70AT	194	172	Ø53,5	28	Ø17,5
RRI-30T	163	168	Ø46	24	Ø12
RRI-40T	167	168	Ø46	24	Ø12
RRI-50T	167	168	Ø46	24	Ø12
RRI-60T	178	168	Ø46	24	Ø12
RRI-70T	194	172	Ø53,5	25	Ø12
RRI-80T	194	170	Ø53,5	25	Ø12
RRI-90T	200	192	Ø53,5	31	Ø16
RRI-100T	209	195	Ø59	32	Ø16
RRI-130T	216	204	Ø64	31	Ø16
RRI-150T	239	215	Ø72	40	Ø25
RRI-180T	263	232	Ø78	41	Ø25
RRI-200T	250	239	Ø80	41	Ø25



# SHUT-OFF STRAIGHT MODELS



## 1/4" Hex drive

Type	Hex drive	Bolt capacity mm	RPM	Torque range Nm	Air consumption l/sec	Weight kg	Inlet-thread	Hose diameter mm	Noise-level dB(A)
RRI-30STA	1/4"	6	4.200	6 - 11,5	3,7	0,77	PT 1/4"	6,5	78
RRI-40STA	1/4"	6-8	4.200	10 - 17	3,7	0,8	PT 1/4"	6,5	78
RRI-50STA	1/4"	8	6.800	15 - 25	5,3	0,8	PT 1/4"	6,5	80
RRI-60STA	1/4"	8	6.000	20 - 30	6,2	0,86	PT 1/4"	8	80
RRI-70STA	1/4"	8-10	5.000	28 - 40	6,2	0,97	PT 1/4"	8	80

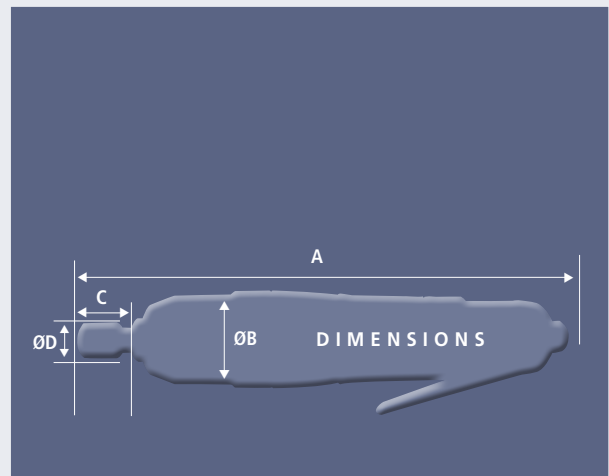


## 3/8" Square drive

Type	Square drive	Bolt capacity mm	RPM	Torque Range Nm	Air consumption l/sec	Weight kg	Inlet-thread	Hose diameter mm	Noise-level dB(A)
RRI-30ST	3/8"	6	4.200	7 - 12,5	3,7	0,8	PT 1/4"	6,5	78
RRI-40ST	3/8"	6-8	4.200	11 - 19	3,7	0,8	PT 1/4"	6,5	78
RRI-50ST	3/8"	8	6.800	16 - 27	5,3	0,8	PT 1/4"	6,5	80
RRI-60ST	3/8"	8-10	6.000	22 - 35	6,2	0,86	PT 1/4"	8	80
RRI-70ST	3/8"	10	5.000	31 - 47	6,2	0,97	PT 1/4"	8	80
RRI-80ST	3/8"	10-12	6.100	40 - 68	9,3	1,15	PT 1/4"	8	82

DIMENSIONS

Type	A mm	B mm	C mm	D mm
RRI-30STA	219	Ø46	21	Ø17,5
RRI-40STA	224	Ø46	27	Ø17,5
RRI-50STA	224	Ø46	27	Ø17,5
RRI-60STA	225	Ø46	27	Ø17,5
RRI-70STA	244	Ø48	27	Ø17,5
RRI-30ST	219	Ø46	24	Ø12
RRI-40ST	221	Ø46	24	Ø12
RRI-50ST	221	Ø46	24	Ø12
RRI-60ST	231	Ø46	24	Ø12
RRI-70ST	244	Ø48	25	Ø12
RRI-80ST	244	Ø53,5	25	Ø12





# SHUT-OFF ANGLE MODELS



## 1/4" Hex drive

Type	Hex drive	Bolt capacity mm	RPM	Torque range Nm	Air consumption l/sec	Weight kg	Inlet-thread	Hose diameter mm	Noise-level dB(A)
RRI-50RTA	1/4"	6-8	4.300	9,5 - 16	4,8	1,2	PT 1/4"	6,5	80
RRI-60RTA	1/4"	8	4.700	15 - 22	6,2	1,3	PT 1/4"	8	80
RRI-70RTA	1/4"	8	4.500	20 - 29	6,2	1,4	PT 1/4"	8	80

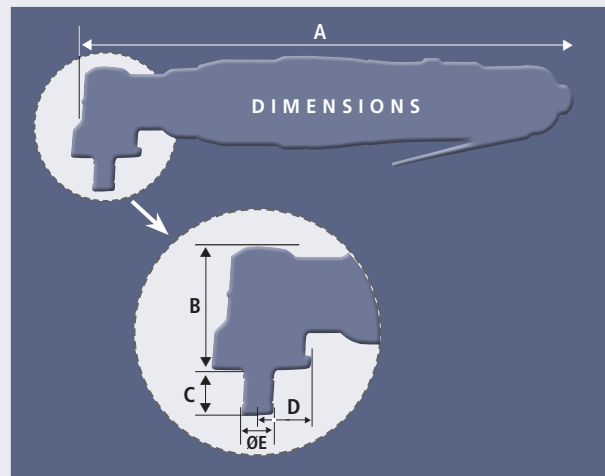


## 3/8" - 1/2" Square drive

Type	Square drive	Bolt capacity mm	RPM	Torque Range Nm	Air consumption l/sec	Weight kg	Inlet-thread	Hose diameter mm	Noise-level dB(A)
RRI-50RT	3/8"	6-8	4.300	10,5 - 17	4,8	1,2	PT 1/4"	6,5	80
RRI-60RT	3/8"	8	4.700	16 - 24	6,2	1,3	PT 1/4"	8	80
RRI-70RT	3/8"	8-10	4.500	22 - 31	6,2	1,4	PT 1/4"	8	80
RRI-70RGT	3/8"	10	2.000	32 - 45	6,2	1,6	PT 1/4"	8	82
RRI-70RHT	3/8"	10-12	2.200	46 - 60	6,2	1,6	PT 1/4"	8	82
RRI-80RHT	3/8"	10-12	2.800	50 - 70	9,3	1,7	PT 1/4"	8	82

DIMENSIONS

Type	A mm	B mm	C mm	D mm	E mm
RRI-50RTA	253	45	16	16	Ø11
RRI-60RTA	264	45	16	16	Ø11
RRI-70RTA	272	45	16	16	Ø11
RRI-50RT	253	45	14	16	Ø12
RRI-60RT	264	45	14	16	Ø12
RRI-70RT	272	45	14	16	Ø12
RRI-70RGT	281	47	14	21	Ø16
RRI-70RHT	281	47	21	21	Ø16
RRI-80RHT	281	47	21	21	Ø16



# NON SHUT-OFF PISTOL MODELS



## 1/4" Hex drive

Type	Hex drive	Bolt capacity mm	RPM	Torque range Nm	Air consumption l/sec	Weight kg	Inlet-thread	Hose diameter mm	Noise-level dB(A)
RRI-30A	1/4"	6	4.600	6 - 12,5	3,7	0,87	PT 1/4"	6,5	78
RRI-40AX	1/4"	6-8	4.600	10 - 18	3,7	0,74	PT 1/4"	6,5	78
RRI-50AX	1/4"	8	7.200	16 - 26	5,3	0,9	PT 1/4"	6,5	80
RRI-60AX	1/4"	8	6.200	20 - 30	6,2	0,81	PT 1/4"	8	82
RRI-70A	1/4"	10	7.200	32 - 47	7	1,33	PT 1/4"	8	82

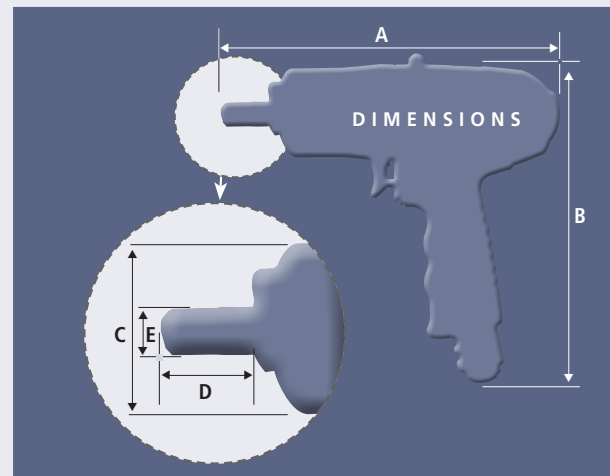


## 3/8" - 1/2" - 3/4" Square drive

Type	Square drive	Bolt capacity mm	RPM	Torque range Nm	Air consumption l/sec	Weight kg	Inlet-thread	Hose diameter mm	Noise-level dB(A)
RRI-30	3/8"	6	4.600	7 - 12,5	3,7	0,87	PT 1/4"	6,5	78
RRI-40X	3/8"	6-8	4.600	11 - 19	3,7	0,74	PT 1/4"	6,5	78
RRI-50X	3/8"	8	7.200	16 - 27	5,3	0,74	PT 1/4"	6,5	80
RRI-60X	3/8"	8-10	6.200	22 - 35	6,2	0,81	PT 1/4"	8	82
RRI-70	3/8"	10	7.200	37 - 57	7	1,33	PT 1/4"	8	82
RRI-80	3/8"	10-12	5.100	40 - 70	9,3	1,19	PT 1/4"	8	82
RRI-90	1/2"	12	5.400	64 - 90	8,3	1,53	PT 1/4"	8	83
RRI-100	1/2"	12-14	5.300	85 - 120	8,7	1,85	PT 1/4"	8	84
RRI-130	1/2"	14-16	3.600	123 - 148	11,6	2,22	PT 1/4"	11	86
RRI-150	3/4"	16	3.700	165 - 210	11,6	3,05	PT 1/4"	11	86
RRI-180	3/4"	16-18	2.700	180 - 255	12,2	3,8	PT 1/4"	11	86
RRI-200	3/4"	18-20	3.000	220 - 390	26	4,25	PT 3/8"	13	88

DIMENSIONS

Type	A mm	B mm	C mm	D mm	E mm
RRI-30/30A	167	168	Ø46	24	Ø12
RRI-40X/40AX	147	168	Ø46	24	Ø12
RRI-50X/50A	147	168	Ø46	24	Ø12
RRI-60X/60AX	158	168	Ø46	24	Ø12
RRI-70/70A	194	192	Ø53,5	25	Ø12
RRI-80	194	170	Ø53,5	25	Ø12
RRI-90	200	192	Ø53,5	31	Ø16
RRI-100	209	195	Ø59	32	Ø16
RRI-130	216	204	Ø64	31	Ø16
RRI-150	238	215	Ø72	40	Ø25
RRI-180	263	232	Ø78	41	Ø25
RRI-200	250	239	Ø80	41	Ø25





# NON SHUT-OFF STRAIGHT MODELS

## 1/4" Hex drive



Type	Hex drive	Bolt capacity mm	RPM	Torque range Nm	Air consumption l/sec	Weight kg	Inlet-thread	Hose diameter mm	Noise-level dB(A)
RRI-30SA	1/4"	6	4.200	6 - 11,5	3,7	0,77	PT 1/4"	6,5	78
RRI-40SA	1/4"	6-8	4.200	10 - 17	3,7	0,8	PT 1/4"	6,5	78
RRI-50SA	1/4"	8	6.800	15 - 25	5,3	0,8	PT 1/4"	6,5	80
RRI-60SA	1/4"	8	6.000	20 - 30	6,2	0,86	PT 1/4"	8	80
RRI-70SA	1/4"	8-10	5.000	28 - 40	6,2	0,97	PT 1/4"	8	80

## 1/4" Square drive



Type	Square drive	Bolt capacity mm	RPM	Torque range Nm	Air consumption l/sec	Weight kg	Inlet-thread	Hose diameter mm	Noise-level dB(A)
RRI-30S	3/8"	6	4.200	7 - 12,5	3,7	0,8	PT 1/4"	6,5	78
RRI-40S	3/8"	6-8	4.200	11 - 19	3,7	0,8	PT 1/4"	6,5	78
RRI-50S	3/8"	8	6.800	16 - 27	5,3	0,8	PT 1/4"	6,5	80
RRI-60S	3/8"	8-10	6.000	22 - 35	6,2	0,86	PT 1/4"	8	80
RRI-70S	3/8"	10	5.000	31 - 47	6,2	0,97	PT 1/4"	8	80

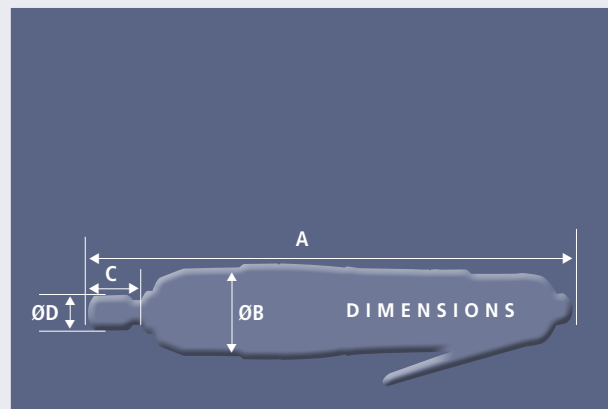
### Custom made products

See page 46 for Impulse wrenches tailored to your specific needs.



DIMENSIONS

Type	A mm	B mm	C mm	D mm
RRI-30SA	219	Ø46	21	Ø17,5
RRI-40SA	224	Ø46	27	Ø17,5
RRI-50SA	224	Ø46	27	Ø17,5
RRI-60SA	235	Ø46	27	Ø17,5
RRI-70SA	244	Ø46	27	Ø17,5
RRI-30S	219	Ø46	24	Ø12
RRI-40S	221	Ø46	24	Ø12
RRI-50S	221	Ø46	24	Ø12
RRI-60S	231	Ø46	24	Ø12
RRI-70S	244	Ø48	25	Ø12



# NON SHUT-OFF ANGLE MODELS

## 1/4" Hex drive



Type	Hex drive	Bolt capacity mm	RPM	Torque range Nm	Air consumption l/sec	Weight kg	Inlet-thread	Hose diameter mm	Noise-level dB(A)
RRI-50RA	1/4"	6-8	4.300	9,5 - 16	4,8	1,2	PT 1/4"	6,5	80
RRI-60RA	1/4"	8	4.700	15 - 22	6,2	1,3	PT 1/4"	8	80
RRI-70RA	1/4"	8	4.500	20 - 29	6,2	1,4	PT 1/4"	8	80

## 1/2" - 3/8" Square drive



Type	Square drive	Bolt capacity mm	RPM	Torque range Nm	Air consumption l/sec	Weight kg	Inlet-thread	Hose diameter mm	Noise-level dB(A)
RRI-50R	3/8"	6-8	4.300	10,5 - 17	4,8	1,2	PT 1/4"	6,5	80
RRI-60R	3/8"	8	4.700	16 - 24	6,2	1,3	PT 1/4"	8	80
RRI-70R	3/8"	8-10	4.500	22 - 31	6,2	1,4	PT 1/4"	8	80
RRI-70RG	3/8"	10	2.000	34 - 50	6,2	1,6	PT 1/4"	8	82
RRI-70RH	3/8"	10 - 12	2.200	46 - 60	6,2	1,6	PT 1/4"	8	82

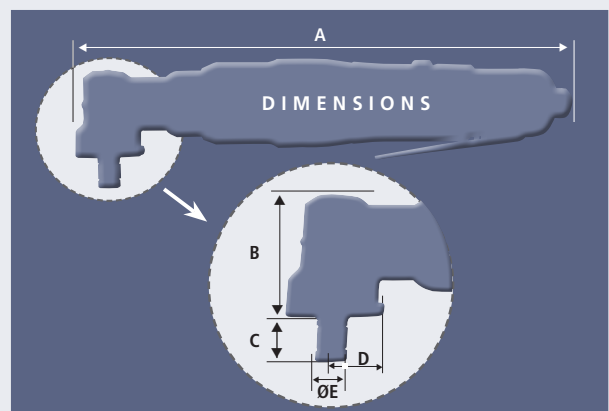
### Custom made products

See page 46 for Impulse wrenches tailored to your specific needs.



DIMENSIONS

Type	A mm	B mm	C mm	D mm	E mm
RRI-50RA	253	45	16	16	Ø11
RRI-60RA	264	45	16	16	Ø11
RRI-70RA	272	45	16	16	Ø11
RRI-50R	253	45	14	16	Ø12
RRI-60R	264	45	14	16	Ø12
RRI-70R	272	45	14	16	Ø12
RRI-70RG	281	47	14	21	Ø16
RRI-70RH	281	47	21	21	Ø16



# CUSTOM MADE PRODUCTS

18 V cordless



## Angle Wrench with geared offset heads



BASIC ANGLE MODEL CLOSED



BASIC ANGLE MODEL OPEN

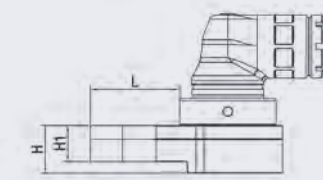
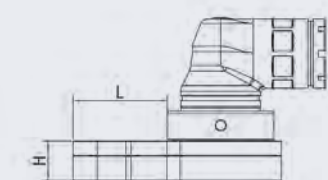
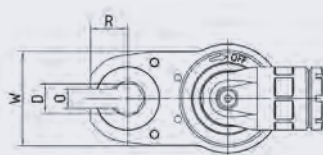
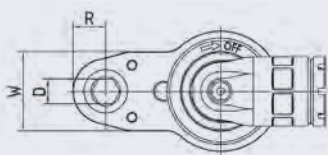
### Basic Angle Model

Type	Type	Volt. V	Hex Dimension Max (mm)	Weight kg	Vibration m/s <sup>2</sup>	Noise level dB(A)	RPM	Torque range
RRI-BA10BCA	closed	18	12	2	<2.5	<75	950	3-8
RRI-BA16BCA	closed	18	12	2	<2.5	<75	600	5-13
RRI-BA30BCA	closed	18	12	2	<2.5	<75	450	8-18
RRI-BA35BCA	closed	18	12	2	<2.5	<75	350	10-24
RRI-BA10BOA	open	18	19	2,1	<2.5	<75	950	3-7
RRI-BA16BOA	open	18	19	2,1	<2.5	<75	600	5-12
RRI-BA30BOA	open	18	19	2,1	<2.5	<75	450	8-17
RRI-BA35BOA	open	18	19	2,1	<2.5	<75	350	10-23

Battery, charger, programmer and power cord have to be ordered separately, see page 35.

### BC (closed)

### BO (open)



Please specify your Hex dimension when ordering  mm

### Dimensions

Model	W	D	O	R	L	H	H1
BC	32	11	-	13,1	37,7	16	-
BO	40	13	10,2	17	40	21	16

## CUSTOM MADE PRODUCTS

Please fill in the below request form for your desired geared offset heads type power tool

Model	Torque range Nm	W	D	O	R	L	L1	H	H1
<input type="checkbox"/> BC									
<input type="checkbox"/> BO									

# CUSTOM MADE PRODUCTS

18 V cordless



## Angle Wrench with geared offset heads



BASIC IN-LINE MODEL CLOSED



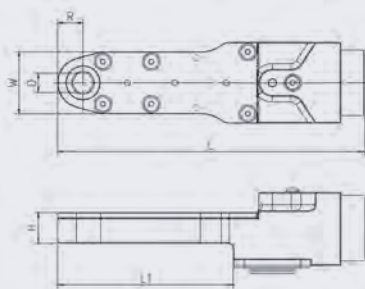
BASIC IN-LINE MODEL OPEN

### Basic In-Line model

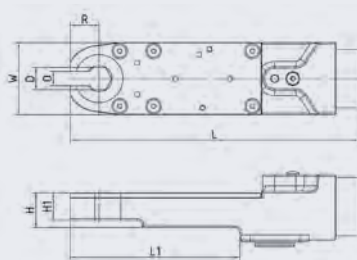
Type	Type	Volt V	Hex Dimension Max (mm)	Torque range Nm	RPM	Weight w/o Batt. kg	Vibration m/s <sup>2</sup>	Noise level dB(A)
RRI-BA10ICA	closed	18	12	5 ~ 11	620	2,2	<2,5	<75
RRI-BA16ICA	closed	18	12	8 ~ 17	380	2,2	<2,5	<75
RRI-BA30ICA	closed	18	12	11 ~ 23	300	2,2	<2,5	<75
RRI-BA35ICA	closed	18	12	14 ~ 31	220	2,2	<2,5	<75
RRI-BA10IOA	open	18	19	7 ~ 13	420	2,3	<2,5	<75
RRI-BA16IOA	open	18	19	10 ~ 22	270	2,3	<2,5	<75
RRI-BA30IOA	open	18	19	13 ~ 28	200	2,3	<2,5	<75
RRI-BA35IOA	open	18	19	16 ~ 38	160	2,3	<2,5	<75

Battery, charger, programmer and power cord have to be ordered separately, see page 35.

IC (closed)



IO (open)



Please specify your Hex dimension when ordering  mm

### Dimensions

Model	W	D	O	R	L	L1	H	H1
IO	40	13	10,2	17	166,7	98,7	20	16
IC	32	10	-	13,1	159	91	16	-

## CUSTOM MADE PRODUCTS

Please fill in the below request form for your desired geared offset heads type power tool

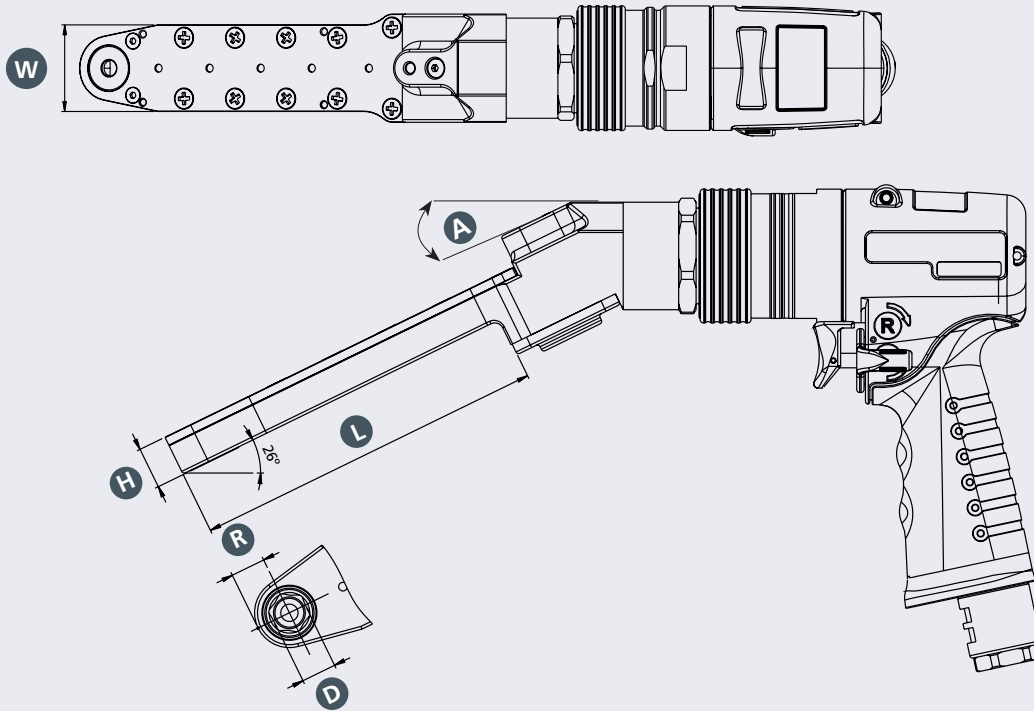
Model	Torque range Nm	W	D	O	R	L	L1	H	H1
<input type="checkbox"/> IC									
<input type="checkbox"/> IO									

# CUSTOM MADE PRODUCTS



Applications in narrow space applications of geared offset tools with a torque from 6 to 300 Nm

- Installation in places where access is restricted.
- Flat output with **non shut-off** impulse wrench



Please, fill this form and send us your request

Torque Nm	Pistol model Straight model Angle model	W*	A	D* Hexagon dimension	H*	L*	R*
	<input type="checkbox"/> Pistol <input type="checkbox"/> Straight <input type="checkbox"/> Angle	..... mm	<input type="checkbox"/> 0° <input type="checkbox"/> 26° <input type="checkbox"/> 90°	○..... mm	..... mm	..... mm	..... mm

\* Maximum dimensions

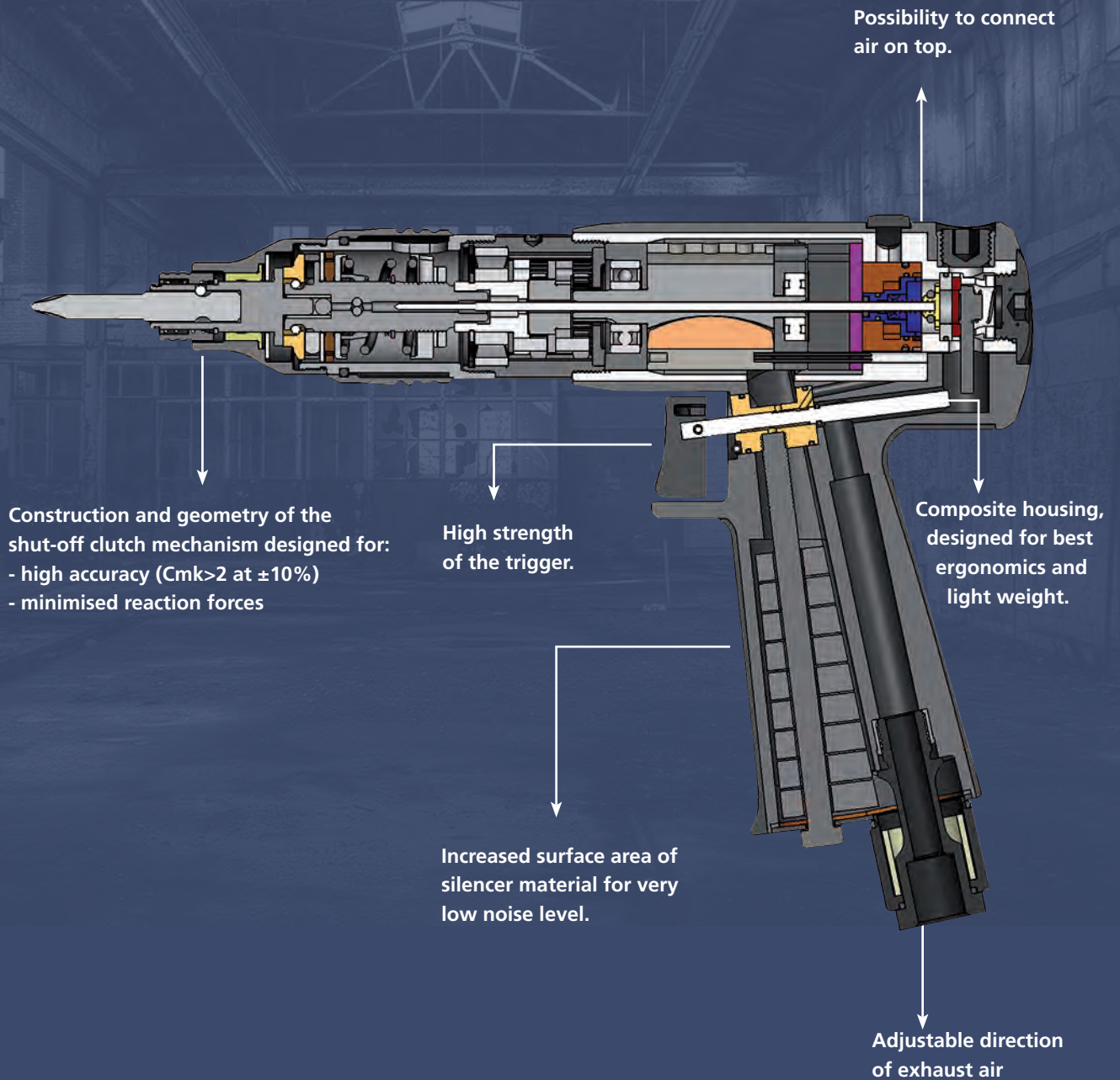
## EXAMPLES



RED ROOSTER

# SHUT-OFF SCREWDRIVERS

## MAIN FEATURES



# SHUT-OFF SCREWDRIVERS

## pistol models



These RED ROOSTER shut-off screwdrivers have a large torque-range, are highly accurate, have a low vibration and noise level and a very ergonomic design. The special design of the clutch combines low reaction forces with a high repeatability of the torque. This air tool is designed for the assembly industry, where threaded fasteners are used. The wide range of different speeds always allows the best choice for the application. Low speed for plastics and hose clamps, high speeds for machined screws.



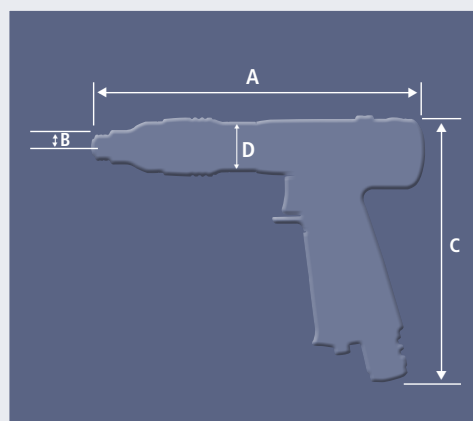
### Characteristics:




- Composite housing
- Reversible
- Rear-exhaust, silenced
- Ergonomic grip, trigger start
- Easily adjustable
- Pistol model air on top
- Large torque range
- Delivery includes hanger
- Side grip delivered with size 3 tools

Type	Brand	Hex drive	Bolt capacity mm	RPM	Torque Nm	Air-cons. l/s	Weight kg	Inlet-thread	Hose-diameter mm	Vibration m/s <sup>2</sup>	Noise level dB(A)
RRI-SP10502	RRI	1/4" Hex	4	550	1,0 - 2,5	8	0,77	1/4"	6,5	<2,5	68
RRI-SP11602	RRI	1/4" Hex	4	1.600	0,4 - 1,8	8	0,77	1/4"	6,5	<2,5	68
RRI-SP10902	RRI	1/4" Hex	4	900	0,4 - 2,2	8	0,77	1/4"	6,5	<2,5	68
RRI-SP21704	RRI	1/4" Hex	4	1.700	1 - 3,5	10	0,98	1/4"	6,5	<2,5	72
RRI-SP21104	RRI	1/4" Hex	4	1.100	1,5 - 4	10	0,98	1/4"	6,5	<2,5	72
RRI-SP20705	RRI	1/4" Hex	4	700	1,5 - 4,5	10	0,98	1/4"	6,5	<2,5	72
RRI-SP31706	RRI	1/4" Hex	5	1.700	3,5 - 5,2	12	1,1	1/4"	6,5	<2,5	72
RRI-SP31108	RRI	1/4" Hex	5	1.100	3,5 - 6,3	12	1,1	1/4"	6,5	<2,5	72
RRI-SP30710	RRI	1/4" Hex	6	700	3,5 - 8,2	12	1,1	1/4"	6,5	<2,5	72
RRI-SP30511	RRI	1/4" Hex	6	550	3,5 - 10	12	1,1	1/4"	6,5	<2,5	72

\* The indicated torque levels are measured on hard joints.

DIMENSIONS	Type	A mm	B mm	C mm	Ø D mm	Size
	RRI-SP10502	198	16	157	31	1
	RRI-SP11602	198	16	157	31	1
	RRI-SP10902	198	16	157	31	1
	RRI-SP21704	209	18	157	34,5	2
	RRI-SP21104	209	18	157	34,5	2
	RRI-SP20705	209	18	157	34,5	2
	RRI-SP31706	238	18	156	34,5	3
	RRI-SP31108	238	18	157	34,5	3
	RRI-SP30710	238	18	157	34,5	3
	RRI-SP30511	238	18	157	34,5	3



ACCESSORIES		<b>Side grip for Size 2 &amp; 3 tools</b> Order number: 766-027* * At size 3 supplied as standard		<b>Tool holder</b> Order number: 61022-TH001
		<b>Torque adjustment key</b> Order number: 00-4507* * Supplied as standard		

# SHUT-OFF SCREWDRIVERS

## straight models



**Characteristics:**

- New straight design with soft grip
- Reversible
- Rear-exhaust, silenced
- Ergonomic grip, lever start or push start
- Easily adjustable
- Delivery includes hanger
- Large torque range
- Side grip delivered with size 3 tools



Push start type



Lever start type

### Shut-Off screwdrivers push start type

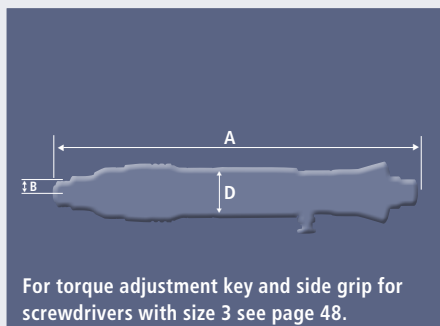
Type	Brand	Hex drive	Bolt capacity mm	RPM	Torque Nm	Air-cons. l/s	Weight kg	Inlet-thread	Hose-diameter mm	Vibration m/s <sup>2</sup>	Noise level dB(A)
RRI-SD11602	RRI	1/4" Hex	4	1.600	0,4 - 1,8	8	0,54	1/4"	6,5	<2,5	68
RRI-SD10902	RRI	1/4" Hex	4	900	0,4 - 2,2	8	0,54	1/4"	6,5	<2,5	68
RRI-SD21704	RRI	1/4" Hex	4	1.700	1 - 3,5	10	0,77	1/4"	6,5	<2,5	72
RRI-SD21104	RRI	1/4" Hex	4	1.100	1,5 - 4	10	0,77	1/4"	6,5	<2,5	72
RRI-SD20705	RRI	1/4" Hex	4	700	1,5 - 4,5	10	0,77	1/4"	6,5	<2,5	72
RRI-SD31706	RRI	1/4" Hex	5	1.700	3,5 - 5,2	12	0,89	1/4"	6,5	<2,5	72
RRI-SD31108	RRI	1/4" Hex	5	1.100	3,5 - 6,3	12	0,89	1/4"	6,5	<2,5	72
RRI-SD30710	RRI	1/4" Hex	6	700	3,5 - 8,2	12	0,89	1/4"	6,5	<2,5	72
RRI-SD30511	RRI	1/4" Hex	6	550	3,5 - 10	12	0,89	1/4"	6,5	<2,5	72

### Shut-Off screwdrivers lever start type

Type	Brand	Hex drive	Bolt capacity mm	RPM	Torque Nm	Air-cons. l/s	Weight kg	Inlet-thread	Hose-diameter mm	Vibration m/s <sup>2</sup>	Noise level dB(A)
RRI-SL11602	RRI	1/4" Hex	4	1.600	0,4 - 1,8	8	0,59	1/4"	6,5	<2,5	68
RRI-SL10902	RRI	1/4" Hex	4	900	0,4 - 2,2	8	0,59	1/4"	6,5	<2,5	68
RRI-SL21704	RRI	1/4" Hex	4	1.700	1 - 3,5	10	0,84	1/4"	6,5	<2,5	72
RRI-SL21104	RRI	1/4" Hex	4	1.100	1,5 - 4	10	0,84	1/4"	6,5	<2,5	72
RRI-SL20705	RRI	1/4" Hex	4	700	1,5 - 4,5	10	0,84	1/4"	6,5	<2,5	72
RRI-SL31706	RRI	1/4" Hex	5	1.700	3,5 - 5,2	12	0,93	1/4"	6,5	<2,5	72
RRI-SL31108	RRI	1/4" Hex	5	1.100	3,5 - 6,3	12	0,93	1/4"	6,5	<2,5	72
RRI-SL30710	RRI	1/4" Hex	6	700	3,5 - 8,2	12	0,93	1/4"	6,5	<2,5	72
RRI-SL30511	RRI	1/4" Hex	6	550	3,5 - 10	12	0,93	1/4"	6,5	<2,5	72

\* The indicated torque levels are measured on hard joints.

DIMENSIONS



Type	A mm	B mm	Ø D mm	Size
RRI-SD11602	228	16	31	1
RRI-SD10902	228	16	31	1
RRI-SD21704	244	18	34,5	2
RRI-SD21104	244	18	34,5	2
RRI-SD20705	244	18	34,5	2
RRI-SD31706	276	18	34,5	3
RRI-SD31108	276	18	34,5	3
RRI-SD30710	276	18	34,5	3
RRI-SD30511	276	18	34,5	3

Type	A mm	B mm	Ø D mm	Size
RRI-SL11602	244	16	31	1
RRI-SL10902	244	16	31	1
RRI-SL21704	263	18	34,5	2
RRI-SL21104	263	18	34,5	2
RRI-SL20705	263	18	34,5	2
RRI-SL31706	263	18	34,5	3
RRI-SL31108	309	18	34,5	3
RRI-SL30710	309	18	34,5	3
RRI-SL30511	309	18	34,5	3

# SHUT-OFF SCREWDRIVERS

## angle models



**Characteristics:**

- New angLED body-design with soft grip
- Reversible
- Rear-exhaust, silenced
- Ergonomic grip, lever start
- Easily adjustable
- Delivery includes hanger
- Large torque range



Type	Brand	Square/Hex drive	Bolt capacity mm	RPM	Torque Nm	Air-cons. l/s	Weight kg	Inlet-thread	Hose-diameter mm	Vibration m/s <sup>2</sup>	Noise level dB(A)
RRI-SA11602	RRI	1/4" Hex	4	1.600	0,4 - 1,8	8	0,82	1/4"	6,5	<2,5	68
RRI-SA10902	RRI	1/4" Hex	4	900	0,4 - 2,2	8	0,82	1/4"	6,5	<2,5	68
RRI-SA21704	RRI	1/4" Hex	4	1.700	1 - 3,5	10	1,02	1/4"	6,5	<2,5	72
RRI-SA21104	RRI	1/4" Hex	4	1.100	1,5 - 4	10	1,02	1/4"	6,5	<2,5	72
RRI-SA20705	RRI	1/4" Hex	4	700	1,5 - 4,5	10	1,02	1/4"	6,5	<2,5	72
RRI-SA31108	RRI	1/4" Hex	5	1.100	3,5 - 6,3	12	1,36	1/4"	6,5	<2,5	72
RRI-SA30710	RRI	1/4" Hex	6	700	3,5 - 8,2	12	1,36	1/4"	6,5	<2,5	72
RRI-SA30511	RRI	1/4" Hex	6	550	3,5 - 10	12	1,36	1/4"	6,5	<2,5	72
RRI-SA31108W	RRI	3/8" Square	5	1.100	3,5 - 6,3	12	1,36	1/4"	6,5	<2,5	72
RRI-SA30710W	RRI	3/8" Square	6	700	3,5 - 8,2	12	1,36	1/4"	6,5	<2,5	72
RRI-SA30511W	RRI	3/8" Square	6	550	3,5 - 10	12	1,36	1/4"	6,5	<2,5	72

\* The indicated torque levels are measured on hard joints.

**ACCESSORIES**



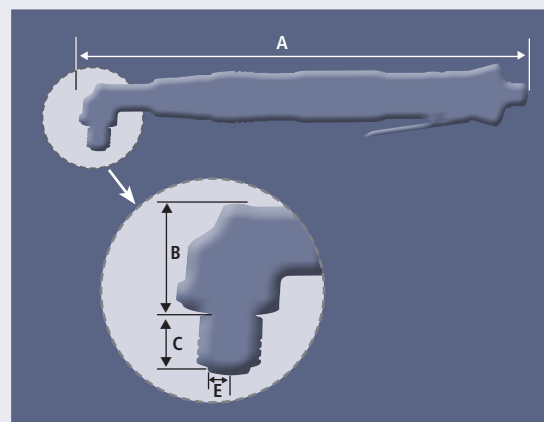
**Torque adjustment tool**

Order number: 00-4507\*

\* Supplied as standard

**DIMENSIONS**

Type	A mm	B mm	C mm	E mm
RRI-SA11602	294	29	16,1	12
RRI-SA10902	294	29	16,1	12
RRI-SA21704	314	29	16,1	12
RRI-SA21104	314	29	16,1	12
RRI-SA20705	314	30,5	15,8	13,5
RRI-SA31108	350	30,5	15,8	13,5
RRI-SA30710	350	30,5	15,8	13,5
RRI-SA30511	350	30,5	15,8	13,5
RRI-SA31108W	350	30,5	15,8	13,5
RRI-SA30710W	350	30,5	15,8	13,5
RRI-SA30511W	350	30,5	15,8	13,5



# RED ROOSTER RIVETERS



RRI-PR40948



RRI-PR41764



RRI-PRN41612M



RRI-4010



RRI-4011

## Pneumatic-hydraulic riveters with collector

Type	Brand	Traction (kg)	Capacity rivets diameter	Air cons. l/stroke	Weight kg	Inlet-thread	Hose diameter mm	Vibration m/s <sup>2</sup>	Noise level dB(A)
RRI-PR40948	RRI	920	4,8*	1,2	1,9	PT 1/4"	9,5	1,0	82
RRI-PR41764	RRI	1.700	6,4*	1,6	2,5	PT 1/4"	9,5	1,0	82
RRI-4010	RRI	900	until 4,8	1,15	1,5	PT 1/4"	6,5	1,5	76
RRI-4011	RRI	1.045	until 6,4	1,80	2	PT 1/4"	6,5	0,4	76

\* all materials

## Pneumatic-hydraulic rivet nut setter

Type	Brand	Traction (kg)	Capacity rivets diameter	Air cons. l/stroke	Weight kg	Inlet-thread	Hose diameter mm	Vibration m/s <sup>2</sup>	Noise level dB(A)
RRI-PRN41612M	RRI	1.600	M4 - M12 (M12 at 7 bar)	1,5	2,2	PT 1/4"	10	1,0	82

### RIVET NUT SETTER

#### RRI-PR40948

Accessory	Order number
Nose piece for:	
- 4,0 mm	CP612705 *
- 4,8 mm	CP612706 *
- 4,8 mm (Monobolt)	CP612746 *
Backen	CP12303 *

#### RRI-PR41764

Accessory	Order number
Nose piece for:	
- 4,8 mm	CP612706 *
- 6,4 mm	CP612708 *
- 4,8 mm (Monobolt)	CP612746 *
- 6,4 mm (Monobolt)	CP612748 *
Backen	CP819303 *

#### RRI-PRN41612M

Accessory	Order number
Bolt M4:	CP258A12 *
Bolt M5:	CP258A13 *
Bolt M6:	CP258A14 *
Bolt M8:	CP258A15 *
Bolt M10:	CP258A16 *
Bolt M12:	CP258A17 *

\* Supplied as standard

#### RRI-4010

Accessory	Order number
Nose piece for:	
- 3,2 mm	10416-1 *
- 4,0 mm	10416-2 *
- 4,8 mm	10416-3 *
Bottle for spent rivets	10448 *
Wrench	10447 *

#### RRI-4011

Accessory	Order number
Nose piece for:	
- 2,4 mm	14463 *
- 3,2 mm	14464 *
- 4,0 mm	14465 *
- 4,8 mm	14466 *
- 6,4 mm	14468 *
- 4,8 mm T-Rivet	612716 *
Female inlet body	922A18 *
Rivet deflector	14470 *
Multi-wrench A	612904 *
Set key B	918905 *

\* Supplied as standard

#### RRI-PR40948 & RRI-PR41764

##### Features:

- fast and powerful
- low air consumption
- ergonomic and lightweight
- nose pieces for 4.0 and 4.8 mm
- with vacuum for vertical work
- including keys, oiler, and rubber stand

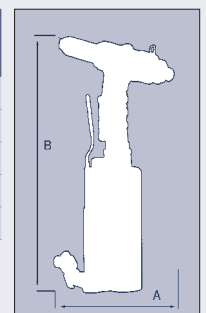
#### RRI-PRN41612M

##### Features:

- fast and powerful
- low air consumption
- ergonomic and lightweight
- adapters for M4, M5, M6, M8, M10 and M12
- Including case, keys, oiler and rubber stand

### DIMENSIONS


Type	A mm	B mm
RRI-PR40948	290	320
RRI-PR41764	329	350
RRI-PRN41612M	298	345
RRI-4010	159	299
RRI-4011	198	315



# ACCESSORIES

## tool holder

### TOOL HOLDERS



Order number	Ø	For type
61022-TH001	42 mm	RRI-SP11602, RRI-SP10902, RRI-SP21704, RRI-SP21104, RRI-SP20705, RRI-SP31706, RRI-SP31108, RRI-SP30710, RRI-SP30511, Y-41A(JQ), Y-46A(E)(JQ), Y-56A(E)(JQ), Y-61A(E)
61022-TH002	47 mm	YS-E600, YS-E800, YS-E900, YS-E950, TKa60(A), TKa70(A), TKa80(A), YEX120(A), YEX150(A), RRI-30T(AT), RRI-40T(AT), RRI-50T(AT), RRI-60T(AT), RRI-30(A), RRI-40X(AX), RRI-50X(A), RRI-60(AX), YLTX50A, YLTX60A, YLTX50E, YLTX60E, YLT60AL(EL), YLTX70A(E), YLT70AL(EL), YLa60A(JQ), YLa70A(JQ), YLa80A(JQ), YLa60E(JQ), YLa70E(JQ), YLa80E(JQ)
61022-TH003	58 mm	RRI-BS3, RRI-BS6, RRI-BS9, RRI-BI32T, RRI-BI55T, RRI-BI100T RRI-BI120T, TKa600(A), TKa700(A), TKa800, TKa900, Tka90, Tka110, Tka120, RRI-70T(AT), RRI-80T, RRI-90T, RRI-70(A)/80/90, YLTX80E, YLT80EL, YLTX110E, YLT110EL, YLa90E, YLa110E, YLa120E, Y70E(JQ)
61022-TH004	73 mm	E-M500, E-M700, E-M900, E-M1100, Tka1110, Tka1200, Tka1400, Tka1500, TKa150, YEX-1400, RRI-100T, RRI-130T, RRI-150T, YLTX120E, YLT120EL, YLTX140E, YLT140EL, YLa140E, Y-140(JQ)



Order number	For type
61022-TH005	RRI-BIM series RRI-BS series RRI-BI series RRI-BA series




# VARIOUS TOOLS

(spring) balancers

## Hose reel with integrated cable

Type	Brand	Capacity kg	Cable length m	Weight kg
RRI-9001/1	RRI	0,5 - 1,5	2	0,5
RRI-9003/1	RRI	1 - 3	2	0,7
RRI-9005/1	RRI	2,5 - 5	2	0,9
TW-0	RRI	0,5 - 1,5	1	0,5
TW-3	RRI	1 - 3	1,3	1,4
TW-5	RRI	2,5 - 5	1,3	1,5
TW-9	RRI	4,5 - 9	1,3	3,4
TW-15	RRI	9 - 15	1,3	3,8
TW-22	RRI	15 - 22	1,5	7,2
TW-30	RRI	22 - 30	1,5	7,6
TW-40	RRI	30 - 40	1,5	9,8
TW-50	RRI	40 - 50	1,5	10,4
TW-60	RRI	50 - 60	1,5	11,6
TW-70	RRI	60 - 70	1,5	11,8
ETP-14	RRI	120 - 140	1,2	24,1
ETP-15	RRI	140 - 170	1,2	28,7
ETP-16	RRI	170 - 200	1,2	29,7



## Standard model

Type	Brand	Capacity kg	Cable length m	Weight kg	Hose dia. mm	Air cons. l/min.	Inlet-thread
HTB-0	RRI	0,5 - 1,5	1,3	1,58	6,5	700	PT 1/4"
HTB-1	RRI	1,5 - 3	1,3	1,66	6,5	700	PT 1/4"
HTB-2	RRI	3 - 5	1,3	1,73	6,5	700	PT 1/4"



## Long stroke

Type	Brand	Capacity kg	Cable length m	Weight kg
ELF-3	RRI	1,5 - 3	2,5	4,1
ELF-5	RRI	3 - 5	2,5	4,2
ELF-9	RRI	5 - 9	2,5	4,7
ELF-15	RRI	9 - 15	2,5	10
ELF-22	RRI	15 - 22	2,5	10,2
ELF-30	RRI	22 - 30	2,5	11
ELF-40	RRI	30 - 40	2,5	14
ELF-50	RRI	40 - 50	2,5	14,5
ELF-60	RRI	50 - 60	2,5	17
ELF-70	RRI	60 - 70	2,5	18



### Extra safety:

The models ETP, ELF and TW from TW-9 upwards have a safety mechanism which activates in case of spring breakage.

### Dimensions

You can find the dimensions of our spring balancers on our website.

# ACCESSORIES

## BATTERY AND CHARGER FOR BATTERY IMPULSE WRENCHES

### Battery for YBX-600T/800T

For type	Description	Order number
YBX-600TE YBX-600TA YBX-800TE YBX-800TA	22,2 V / 1,5 Ah Li-ion, type BL 22, charging time: 20 min.	0351-1521-03-99
-	Rubber protection cover for battery	0351-0029-00-01



### Charger for YBX-600T/800T

For type	Description	Order number
YBX-600TE YBX-600TA YBX-800TE YBX-800TA	100 - 240 Volt, type BC200 charging time: 20 min.	7679-0000-01-00



### Battery for YBX-1 & YBX-50

For type	Description	Order number
YBX-1 YBX-50	Battery 9,6 3,0 Ah	EB9-30H

## VALVES FOR SYSTEM WRENCHES

### Valves for system wrenches

Description	Order number
3/8" NC	VP542-5Y01-03FA
3/8" NO	VP542-5Y01-03FB
1/2" NC	VP742-5Y01-04FA
1/2" NO	VP742-5Y01-04FA



### 2 Step valve set

Description	Order number
3/8" NC	YETC-2 SVD 3/8
1/2" NC	YETC-2SVD 1/2



### Electronic valve for two step tightening

Description	Order number
1/2" NC	ITV3050-404B53-CPL



## YOKOTA TORQUE MEASURING EQUIPMENT

YOKOTA torque measuring equipment (YET Series) is especially designed to check and test the functioning and performance of impulse wrenches. All specified torque figures in this brochure are measured on a YOKOTA torque tester (YET series), with 0,63 MPa air pressure (dynamic). This is a static torque tester. Torque values may differ with other measuring equipment and/or joints (hard/soft).

For type	Range
YET-501C	5-50 Nm
ET-2001C	20-200 Nm
YET-5001C	100-500 Nm



## TOOL CABLE FOR YOKOTA SYSTEM WRENCHES

Tool cable	Order number
7 meter, 2 connectors, female	7802-1581-00-06
10 meter, 2 connectors, female	7802-1581-00-08
12 meter, 2 connector, female	7802-1581-00-09
15 meter, 2 connector, female	7802-1581-00-10
10 meter extension cable (f/m)	7802-1580-00-09
Connection cable, 50 cm	7802-1579-00-01

## SPECIAL JOINT FOR YTC-3 CONTROLLER

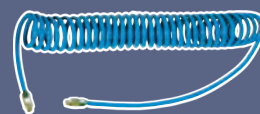


For type	Order number
Special joint for 3/8" tool	7671-0077-00-97
Special joint for 1/4" bigger size tool	7671-0077-00-98
Special joint for 1/4" smaller size tool	7671-0077-00-99

# ACCESSORIES

## Polyurethane spiral air hoses

### POLYURETHANE SPIRAL AIR HOSES



Type	Brand	Working length m	Total length m	Inside diameter mm	Outside diameter mm	Joint connection
PT-02510SJ	RR	2	2,5	6,5	9,5	1/4"
PT-02525SJ	RR	4	5	6,5	9,5	1/4"
PT-02550SJ	RR	9	10	6,5	9,5	1/4"
PT-03525SJ	RR	4	5	8	12	1/4"
PT-03550SJ	RR	9	10	8	12	1/4"
PT-04525SJ	RR	4,2	4,7	9,5	13,5	3/8"
PT-04550SJ	RR	9	10	9,5	13,5	3/8"

#### Features

- Both ends executed with universal swivel-joints
- Provided with straight ends of 10 and 50 cm
- Increased flexibility, no kinks after bending
- Max. pressure 8 bar
- Oil and petrol resistant
- Temperature -20°C up to +60°C
- Swivel executed with ball-bearings
- Can be used in combination with balancers



## Rubber protection covers & Service sets

### RUBBER PROTECTION COVERS



Type	Order number			
RRI-30	RRI-30T	RRI-30A	RRI-30AT	I40-109-A05
RRI-40	RRI-40T	RRI-40A	RRI-40AT	
RRI-50	RRI-50T	RRI-50A	RRI-50AT	
RRI-40X	RRI-40X	RRI-50X	RRI-50AX	I40X-109
RRI-60X	RRI-60AX			I60X-109
RRI-60	RRI-60T	RRI-60A	RRI-60AT	I60-109-A05
RRI-70	RRI-70T			I70-109-A05
RRI-80	RRI-80T			I80-109
RRI-90	RRI-90T			I90-109-A05
RRI-100	RRI-100T			I100-109-A05
RRI-130	RRI-130T			I130-109-A05
RRI-150	RRI-150T			I150-109-A05
RRI-180	RRI-180T			I180-109-A05
RRI-200	RRI-200T			I200-109

### SERVICE SETS

You will need service sets with spare parts if you are going to change the oil. For quick service we advise you to use a vacuum pump (YEVP-1\*) and oil tank (YEVP-1T\*)

Always use oil with the right specifications when changing oil. Only then you will have a optimal tool power and a minimum oil consumption. We recommend RED ROOSTER oil for impulse wrenches: 01-0507.

### SERVICE SETS

Type	Order number	Type	Order number	Type	Order number
RRI-30(X)	I30RK	RRI-30A(X)	I30RK	RRI-30T	IS30RK
RRI-40(X)	I40RK	RRI-40A(X)	I40DRK	RRI-40T	IS40RK
RRI-50(X)	I50RK	RRI-50A(X)	I50DRK	RRI-50T	IS50RK
RRI-60(X)	I60RK	RRI-60A(X)	I60DRK	RRI-60T	IS60RK
RRI-70	I70RK	RRI-70A	I70DRK	RRI-70T	IS70RK
RRI-80	I80RK	RRI-30SA	I30SDRK	RRI-80T	IS80RK
RRI-90	I90RK	RRI-40SA	I40SDRK	RRI-90T	IS90RK
RRI-100	I100RK	RRI-50SA	I50SDRK	RRI-100T	IS100RK
RRI-130	I130RK	RRI-60SA	I60SDRK	RRI-130T	IS130RK
RRI-150	IS150RK	RRI-70SA	I70SDRK	RRI-150T	IS150RK
RRI-180	I180RK	RRI-50R	I50RRK	RRI-180T	IS180RK
RRI-200	I200RK	RRI-60R	I60RRK	RRI-200T	IS200RK
RRI-30S	I30SRK	RRI-70R	I70RRK	RRI-30ST	IS30SRK
RRI-40S	I40SRK	RRI-70RG	I70RGRK	RRI-40ST	IS40SRK
RRI-50S	I50SRK	RRI-70RH	I70RHRK	RRI-50ST	IS50SRK
RRI-60S	I60SRK	RRI-80RH	I80RHRK	RRI-60ST	IS60SRK
RRI-70S	I70SRK	RRI-50RA	I50RDRK	RRI-70ST	IS70SRK
		RRI-60RA	I60RDRK	RRI-80ST	IS80SRK
		RRI-70RA	I70RDRK		

#### Service sets containing:

O-rings, back up rings and springs for impulse mechanisms for oil change

# ACCESSORIES

## rubber protection cover



### RUBBER PROTECTION COVER FOR IMPULSE- & SYSTEM WRENCHES

For type	Order number
E-M500	0368-0029-00-01
E-M700	0368-0029-00-01
E-M900	0368-0029-00-01
E-M1100	0378-0029-00-01

TKa60	0186-0029-00-00
TKa70	0186-0029-00-00
TKa80	0193-0029-00-00
TKa90	0181-0029-00-00
TKa110	0187-0029-00-00
TKa120	0342-0029-00-00
TKa140	0341-0029-00-00
TKa150	0343-0029-00-00
TKa600	0358-0029-00-00
TKa700	0358-0029-00-00
TKa800	0360-0029-00-00
TKa900	0355-0029-00-00
TKa1110	0356-0029-00-00
TKa1200	0388-0029-00-00
TKa1400	0357-0029-00-00
TKa1500	0384-0029-00-00

Y-41	0161-0029-00-00
Y-46	0160-0029-00-00
Y-56	0159-0029-00-00
Y-61	0158-0029-00-00
Y-70	0135-0029-00-00
Y-90	0141-0029-00-00
Y-100	0334-0029-00-00
Y-130	0335-0029-00-00
Y-140	0412-0029-00-00
Y-T40	0169-0029-00-00
Y-T45	0164-0029-00-00
Y-T55	0164-0029-00-00
Y-T70	0166-0029-00-00
Y-T90	0167-0029-00-00

YBX-50	0928-0029-00-00
YBX-600T	0351-0029-00-00
YBX-800T	0352-0029-00-00

For type	Order number
YED-200	0409-0029-00-00
YEX-120	0093-0029-00-00
YEX-150	0093-0029-00-00
YEX-501	0260-0029-00-00
YEX-701	0143-0029-00-00
YEX-901	0261-0029-00-00

YEX-1400	0323-0029-00-00
YEX-1900	0321-0029-00-00
YEX-3000	0407-0029-00-00

YLa60	0189-0029-00-00
YLa70	0189-0029-00-00
YLa80	0191-0029-00-00
YLa90	0188-0029-00-00
YLa110	0190-0029-00-00
YLa120	0345-0029-00-00
YLa140	0346-0029-00-00

YLT50	0371-0029-00-00
YLT60	0371-0029-00-00
YLT70	0372-0029-00-00
YLT80	0373-0029-00-00
YLT110	0379-0029-00-00
YLT120	0380-0029-00-00
YLT140	0381-0029-00-00
YLT150	0382-0029-00-00

YS-e600	0444-0029-00-00
YS-e800	0445-0029-00-00
YS-e900	0446-0029-00-00
YS-e950	0447-0029-00-00

YX-180	0089-0029-00-00
YX-280	0081-0029-00-00
YX-380	0086-0029-00-00
YX-500	0077-0029-00-01
YX-700	0129-0029-00-01
YX-900	0237-0029-00-01
YX-1100	0241-0029-00-00
YX-1400	0322-0029-00-00
YX-1900	0320-0029-00-01
YX-2400	0406-0029-00-01
YX-3000	0405-0029-00-00

# ACCESSORIES

## service set



### SERVICE SET

You will need these service sets with spare parts if you are going to change the oil. For quick service we advise you to use a vacuum pump (Y EVP-1\*) and oil tank (Y EVP-1T\*)

**Service sets containing:** O-rings, back up rings and springs for impulse mechanisms for oil change.

### Please note!

Always use oil with the right specifications when changing oil. Only then you will have an optimal tool power and a minimum oil consumption. We recommend NOBP oil for the impulse unit.

For type	Order number
E-M500	0377-0991-00-99
E-M700	0377-0991-00-99
E-M900	0368-0991-00-99
E-M1100	0378-0991-00-99

TKa-60	0186-0991-00-99
TKa-600	0186-0991-00-99
TKa-70	0186-0991-00-99
TKa-700	0186-0991-00-99
TKa-80	0193-0991-00-99
TKa-800	0193-0991-00-99
TKa-90	0181-0991-00-99
TKa-900	0181-0991-00-99
TKa-110	0187-0991-00-99
TKa-1110	0187-0991-00-99
TKa-120	0342-0991-00-99
TKa-140	0341-0991-00-99
TKa-1400	0341-0991-00-99
TKa-150	0343-0991-00-99
TKa-1500	0343-0991-00-99

Y-41	0095-0991-00-99
Y-46	0273-0991-01-99
Y-56	0158-0991-01-99
Y-61	0158-0991-01-99
Y-70	0135-0991-03-99
Y-90	0141-0991-01-99
Y-100	0334-0991-01-99
Y-130	0335-0991-00-99
Y-140	0412-0991-02-09

YBX-1	0158-0991-01-99
YBX-50	0158-0991-01-99
YBX-600T	0189-0991-00-99
YBX-800T	0191-0991-00-99

YED-200	0409-0991-00-99
YED-240S	0411-0991-02-99

For type	Order number
YEX-120	0089-0991-01-99
YEX-150	0089-0991-01-99
YEX-300S	0086-0991-01-99
YEX-500S	0077-0991-02-99
YEX-701	0143-0991-00-99
YEX-901	0237-0991-01-99
YEX-1400	0323-0991-00-99
YEX-1900	0320-0991-00-99
YEX-3000	0405-0991-00-99

YLa60	0199-0991-01-99
YLa70	0189-0991-00-99
YLa80	0191-0991-00-99
YLa90	0188-0991-00-99
YLa110	0190-0991-00-99
YLa120	0345-0991-00-99
YLa140	0346-0991-00-99

YLT50	0383-0991-01-99
YLT60	0371-0991-01-99
YLT70	0372-0991-01-99
YLT80	0373-0991-01-99
YLT110	0379-0991-01-99
YLT120	0380-0991-01-99
YLT140	0381-0991-01-99
YLT150	0382-0991-01-99

YLTX50	0389-0991-00-99
YLTX60	0390-0991-00-99
YLTX70	0391-0991-00-99
YLTX80	0392-0991-00-99
YLTX110	0395-0991-00-99
YLTX120	0396-0991-00-99
YLTX140	0398-0991-00-99
YLTX150	0399-0991-00-99

YS-e600	0193-0991-00-99
YS-e800	0193-0991-00-99
YS-e900	0181-0991-00-99
YS-e950	0181-0991-00-99

For type	Order number
YX-80	0095-0991-00-99
YX-180	0089-0991-01-99
YX-280	0089-0991-01-99
YX-380	0086-0991-01-99
YX-500S (C)	0086-0991-01-99
YX-500	0077-0991-02-99
YX-700 (S)	0129-0991-00-99
YX-700C	0281-0991-01-99
YX-900	0237-0991-01-99
YX-1100	0237-0991-01-99
YX-1400	0322-0991-00-99
YX-1900	0320-0991-00-99
YX-2400	0320-0991-00-99
YX-3000	0405-0991-00-99
YX-4500	0722-0991-00-99

YZ-N600A	0193-0991-00-99
YZ-N600	0193-0991-00-99
YZ-N800A	0193-0991-00-99
YZ-N800	0193-0991-00-99
YZ-N900	0181-0991-00-99
YZ-N950	0181-0991-00-99

# ACTION IMPACT SOCKETS



## 3/8" Drive

6-POINT NORMAL 1							DEEP 2		
Type	A/F mm	IMG	D1 mm	D2 mm	L mm	L2 mm	Type	L mm	L2 mm
<b>Metric</b>									
DO1038-0-006	6	A	11	19	30	4	DO1038-1-006	63	12
DO1038-0-007	7	A	12,5	19	30	8	DO1038-1-007	63	12
DO1038-0-008	8	A	14	19	30	8	DO1038-1-008	65	12
DO1038-0-010	10	A	16	19	30	8	DO1038-1-010	65	12
DO1038-0-012	12	B	19	19	30	9	DO1038-1-012	65	12
DO1038-0-013	13	A	20	22	30	9	DO1038-1-013	65	25
DO1038-0-014	14	A	21	22	30	9	DO1038-1-014	65	25
DO1038-0-015	15	B	22	22	30	11	DO1038-1-015	65	25
DO1038-0-016	16	C	24	22	30	11	DO1038-1-016	65	25
DO1038-0-017	17	C	25	22	30	11	DO1038-1-017	65	25
DO1038-0-019	19	C	27,5	22	30	11	DO1038-1-019	65	25
DO1038-0-024	24	C	34	23	30	13	DO1038-1-024	65	25

TORX® EXTERNAL 4						
Type	A/F	IMG	D1 mm	D2 mm	L mm	L2 mm
<b>Metric</b>						
DO63310005	E5	A	9	19	32	4,5
DO63310006	E6	A	10	19	32	5
DO63310008	E8	A	10,5	19	32	6
DO63310010	E10	A	12,5	19	32	7,5
DO63310012	E12	A	15	19	32	8,5

Torx® is a trademark of Textron.

TORX® INTERNAL 5						
Type	A/F	IMG	D1 mm	L mm	L1 mm	-
<b>Metric</b>						
DO64711015	T15	F	19	50	2,8	-
DO64711020	T20	F	19	50	3,0	-
DO64711025	T25	F	19	50	3,0	-
DO64711030	T30	F	19	50	3,8	-
DO64711040	T40	F	19	50	4,3	-
DO64711045	T45	F	19	50	5,0	-
DO64711050	T50	F	19	50	5,5	-

Torx® is a trademark of Textron.

6-POINT NORMAL MAGNETIC 1							DEEP MAGNETIC 2		
Type	A/F mm	IMG	D1 mm	D2 mm	L mm	L2 mm	Type	L mm	L2 mm
<b>Metric</b>									
DO6051P006	6	A	11,5	19	30	3	DO6051R006	55	3
DO6051P007	7	A	12,5	19	30	3	DO6051R007	55	3
DO6051P008	8	A	14	19	30	3	DO6051R008	55	3
DO6051P009	9	A	15	19	30	4	DO6051R009	55	4
DO6051P010	10	A	16,5	19	30	4	DO6051R010	55	4
DO6051P011	11	A	17,5	19	30	5	DO6051R011	55	5
DO6051P012	12	B	19	19	30	5	DO6051R012	55	5
DO6051P013	13	A	20	22	30	5	DO6051R013	55	5
DO6051P014	14	A	21,5	22	30	6	DO6051R014	55	6
DO6051P015	15	B	22	22	30	6	DO6051R015	55	6
DO6051P016	16	C	24	22	30	6	DO6051R016	55	6
DO6051P017	17	C	25	22	30	6	DO6051R017	55	6
DO6051P018	18	C	26	22	30	7	DO6051R018	55	7
DO6051P019	19	C	27,5	22	30	7	DO6051R019	55	7

HEX DRIVER (INBUS) 3						
Type	A/F mm	IMG	D2 mm	L1 mm	L mm	-
<b>Metric</b>						
DO696204A	4	F	19	16	50	-
DO696205A	5	F	19	16	50	-
DO696206A	6	F	19	16	50	-
DO696208A	8	F	19	16	50	-
DO696210A	10	F	19	16	50	-
DO696212A	12	F	19	16	50	-
DO696214A	14	F	19	16	50	-

12- POINT NORMAL 6							DEEP 7		
Type	A/F mm	IMG	D1 mm	D2 mm	L mm	L2 mm	Type	L mm	L2 mm
<b>Metric</b>									
DO65815006	6	A	11	19	30	5	DO65817006	63	5
DO65815007	7	A	12	19	30	5	DO65817007	63	5
DO65815008	8	A	13	19	30	6	DO65817008	63	6
DO65815009	9	A	15	19	30	6	DO65817009	65	6
DO65815010	10	A	16,5	19	30	7	DO65817010	65	7
DO65815011	11	A	17,5	19	30	8	DO65817011	65	8
DO65815012	12	A	19	20	30	9	DO65817012	65	9
DO65815013	13	A	20	22	30	9	DO65817013	65	9
DO65815014	14	A	21,5	22	30	11	DO65817014	65	11
DO65815015	15	B	22	22	30	11	DO65817015	65	11
DO65815016	16	C	24	22	30	11	DO65817016	65	11
DO65815017	17	C	25	22	32	12	DO65817017	65	11
DO65815018	18	C	26	22	30	13	DO65817018	65	13
DO65815019	19	C	27	22	30	13	DO65817019	65	13
DO65815020	20	C	28	22	30	13	DO65817020	65	13
DO65815021	21	C	30	22	30	15	DO65817021	65	15
DO65815022	22	C	31	23	30	15	DO65817022	65	15
DO65815023	23	C	32	23	30	15	DO65817023	65	15
DO65815024	24	C	34	23	30	16	DO65817024	65	16
DO65815025	25	C	35	23	30	16	DO65817025	65	16
DO65815026	26	C	36	23	30	16	DO65817026	65	16

ACTION

# IMPACT SOCKETS

for screwdrivers



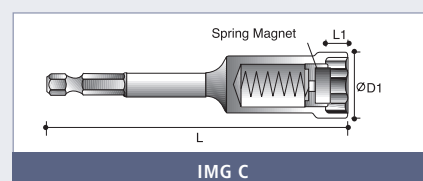

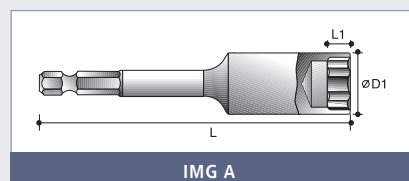
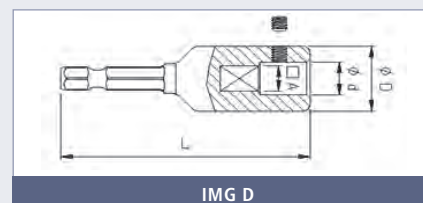
## 1/4" Drive

6-POINT					
Type	A/F mm	IMG	D1 mm	L mm	L1 mm
<b>Metric</b>					
DO697B0S04	4	A	8	55	4,5
DO697B0S06	6	A	10	55	4,5
DO697B0T06	6	A	10	75	4,5
DO697B0T07	7	A	11	75	4,5
DO697B0T08	8	A	12	75	4,5
DO697B0T10	10	A	14	75	5,5
DO697B0T12	12	A	17	75	5,5
DO697B0T13	13	A	18	75	5,5
DO697B0T14	14	A	19	75	5,5
DO697B0W12	12	A	17	200	5,5
DO697B0W14	14	A	19	200	5,5

6-POINT DEEP MAGNETIC					
Type	A mm	IMG	D1 mm	L mm	L1 mm
<b>Metric</b>					
DO697B6006	6	C	10	75	4,5
DO697B7006	6	C	10	100	4,5
DO697B7008	8	C	12	100	4,5
DO697B7010	10	C	14	100	5,5
DO697B7012	12	C	17	100	5,5
DO697B7013	13	C	18	100	5,5
DO697B7014	14	C	19	100	5,5
DO697B8006	6	C	10	150	4,5
DO697B8008	8	C	12	150	4,5
DO697B8010	10	C	14	150	5,5
DO697B8012	12	C	17	150	5,5
DO697B8013	13	C	18	150	5,5
DO697B8014	14	C	19	150	5,5
DO697B9006	6	C	10	200	4,5
DO697B9008	8	C	12	200	4,5
DO697B9010	10	C	14	200	5,5
DO697B9012	12	C	17	200	5,5
DO697B9013	13	C	18	200	5,5
DO697B9014	14	C	19	200	5,5

6-POINT MAGNETIC					
Type	A/F mm	IMG	D1 mm	L mm	L1 mm
<b>Metric</b>					
DO697B0M06	6	B	10	55	4,5
DO697B0M07	7	B	11	55	4,5
DO697B0M08	8	B	12	55	4,5
DO697B0M10	10	B	14	55	5,5
DO697B0M11	11	B	16	55	5,5
DO697B0M12	12	B	17	55	5,5
DO697B0M13	13	B	18	55	5,5
DO697B0M14	14	B	19	55	5,5
DO697B0N10	10	B	14	75	5,5
DO697B0N12	12	B	17	75	5,5
DO697B0P06	6	B	10	100	4,5
DO697B0P07	7	B	11	100	4,5
DO697B0P08	8	B	12	100	4,5
DO697B0P10	10	B	14	100	5,5
DO697B0P12	12	B	17	100	5,5
DO697B0P13	13	B	18	100	5,5
DO697B0P14	14	B	19	100	5,5
DO697B0P17	17	B	23	100	5,5
DO697B0Q10	10	B	14	150	5,5
DO697B0R10	10	B	14	200	5,5

TAP HOLDING SOCKETS					
Type	A mm	IMG	Ø d mm	Ø D mm	L mm
<b>Metric</b>					
DO63A65001	3,4	D	4,5	14	55
DO63A65002	4,9	D	6	15	55
DO63A65003	5,5	D	7	16	55
DO63A65004	6,2	D	8	17	60
DO63A65005	7	D	9	18	70
DO63A65006	8	D	10	19	70
DO63A65007	9	D	11	20	70
DO63A65008	9	D	12	21	70
DO63A65009	11	D	14	23	75



ACTION

# SLEEVE DRIVE SOCKETS

for impulse wrenches



## 3/8" Drive

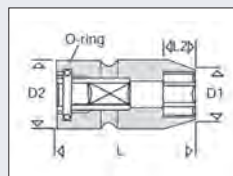
6-POINT NORMAL						
Type	A/F mm	IMG	D1 mm	D2 mm	L mm	L2 mm
<b>Metric</b>						
DO60910006	6	A	11	19	43	5
DO60910007	7	A	12	19	43	5
DO60910008	8	A	13	19	43	7
DO60910009	9	A	15	19	43	7
DO60910010	10	A	16	19	43	7
DO60910011	11	A	17,5	19	43	8
DO60910012	12	A	18,5	19	43	9
DO60910013	13	A	20	22	43	9
DO60910014	14	A	21	22	43	9
DO60910015	15	A	22	22	43	12
DO60910016	16	A	24	22	43	12
DO60910017	17	A	25	22	43	12
DO60910018	18	A	26	22	43	12
DO60910019	19	A	27	22	43	12
DO60910021	21	A	30	22	43	13

6-POINT LONG						
Type	A/F mm	IMG	D1 mm	D2 mm	L mm	L2 mm
<b>Metric</b>						
DO60913006	6	D	11	19	100	4
DO60913008	8	D	13	19	100	8
DO60913010	10	D	16	19	100	8
DO60913012	12	D	18,5	19	100	9
DO60913013	13	D	20	22	100	9
DO60913014	14	D	21	22	100	9
DO60913015	15	D	22	22	100	11
DO60913016	16	D	24	22	100	11
DO60913017	17	D	25	22	100	11

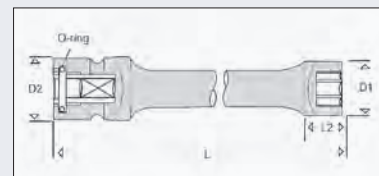
6-POINT NORMAL						
Type	A/F mm	IMG	D1 mm	D2 mm	L mm	L2 mm
<b>Metric</b>						
DO6091A006	6	A	11	19	43	5
DO6091A007	7	A	12	19	43	5
DO6091A008	8	A	13	19	43	7
DO6091A009	9	A	15	19	43	7
DO6091A010	10	A	16	19	43	7
DO6091A011	11	A	17,5	19	43	8
DO6091A012	12	A	18,5	19	43	9
DO6091A013	13	A	20	22	43	9
DO6091A014	14	A	21	22	43	9
DO6091A015	15	A	22	22	43	12
DO6091A016	16	A	24	22	43	12
DO6091A017	17	A	25	22	43	12
DO6091A018	18	A	26	22	43	12
DO6091A019	19	A	27	22	43	12
DO6091A020	20	A	28	22	43	13
DO6091A021	21	A	30	22	43	13
DO6091A022	22	A	31	23	50	14
DO6091A023	23	A	32	23	50	14
DO6091A024	24	A	34	23	50	15
DO6091A025	25	A	35	23	50	15
DO6091A026	26	A	36	23	50	15
DO6091A027	27	A	38	23	50	15

DO60914006	6	D	11	19	150	4
DO60914008	8	D	13	19	150	8
DO60914010	10	D	16	19	150	8
DO60914012	12	D	18,5	19	150	9
DO60914013	13	D	19	22	150	9
DO60914014	14	D	20	22	150	9
DO60914015	15	D	22	22	150	11
DO60914016	16	D	24	22	150	11
DO60914017	17	D	25	22	150	11

DO60915006	6	D	11	19	200	4
DO60915008	8	D	13	19	200	8
DO60915010	10	D	16	19	200	8
DO60915012	12	D	18,5	19	200	9
DO60915013	13	D	20	22	200	9
DO60915014	14	D	21	22	200	9
DO60915015	15	D	22	22	200	11
DO60915016	16	D	22,5	22	200	11
DO60915017	17	D	24	22	200	11



IMG A



IMG D

ACTION

# SLEEVE DRIVE SOCKETS

for impulse wrenches



## 3/8" Drive

### 6-POINT LONG MAGNETIC 1

Type	A/F	IMG	D1 mm	D2 mm	L mm	L2 mm
<b>Metric</b>						
DO6091P006	6	D	11	19	100	3
DO6091P007	7	D	12	19	100	3
DO6091P008	8	D	13	19	100	4
DO6091P009	9	D	15	19	100	4
DO6091P010	10	D	16	19	100	4
DO6091P011	11	D	17,5	19	100	5
DO6091P012	12	D	18,5	19	100	5
DO6091P013	13	D	20	22	100	6
DO6091P014	14	D	21	22	100	6
DO6091P015	15	D	22	22	100	7
DO6091P016	16	D	24	22	100	7
DO6091P017	17	D	25	22	100	7

DO6091R006	6	D	11	19	150	3
DO6091R007	7	D	12	19	150	3
DO6091R008	8	D	13	19	150	4
DO6091R009	9	D	15	19	150	4
DO6091R010	10	D	16	19	150	4
DO6091R011	11	D	17,5	19	150	5
DO6091R012	12	D	18,5	19	150	5
DO6091R013	13	D	20	22	150	6
DO6091R014	14	D	21	22	150	6
DO6091R015	15	D	22	22	150	7
DO6091R016	16	D	24	22	150	7
DO6091R017	17	D	25	22	150	7

DO6091T007	7	D	12	19	200	3
DO6091T008	8	D	13	19	200	4
DO6091T009	9	D	15	19	200	4
DO6091T010	10	D	16	19	200	4
DO6091T011	11	D	17,5	19	200	5
DO6091T012	12	D	18,5	19	200	5
DO6091T013	13	D	20	22	200	6
DO6091T014	14	D	21	22	200	6
DO6091T015	15	D	22	22	200	7
DO6091T016	16	D	24	22	200	7
DO6091T017	17	D	25	22	200	7

### 6-POINT DEEP MAGNETIC 2

Type	A/F	IMG	D1 mm	D2 mm	L mm	L2 mm
<b>Metric</b>						
DO6091Q010	10	A	16	19	100	5
DO6091Q012	12	A	18,5	19	100	6
DO6091Q013	13	A	20	22	100	6
DO6091Q014	14	A	21	22	100	6
DO6091Q016	16	A	24	22	100	7

### TORX® INTERNAL 3

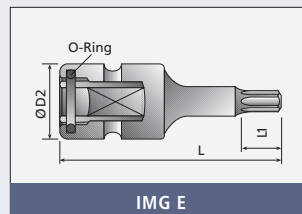
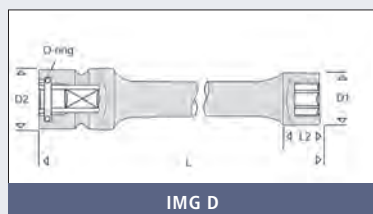
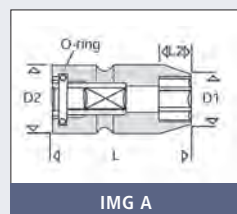
Type	A/F	IMG	L1 mm	D2 mm	L mm	-
DO68811009	T9	F	2	22	75	-
DO68811010	T10	F	2,8	22	75	-
DO68811015	T15	F	2,8	22	75	-
DO68811020	T20	F	2,8	22	75	-
DO68811025	T25	F	3	22	75	-
DO68811027	T27	F	3	22	75	-
DO68811030	T30	F	3,8	22	75	-
DO68811040	T40	F	3,8	22	75	-
DO68811045	T45	F	4,3	22	75	-
DO68811047	T47	F	5	22	75	-
DO68811050	T50	F	5	22	75	-
DO68811055	T55	F	5,5	22	75	-

Torx® is a trademark of Textron.

### TORX® EXTERNAL 4

Type	A/F	IMG	D1 mm	D2 mm	L mm	L2 mm
DO66910005	E5	A	8	19	43	4,5
DO66910006	E6	A	9	19	43	5
DO66910007	E7	A	9,5	19	43	6
DO66910008	E8	A	11	19	43	6,5
DO66910010	E10	A	13	19	43	7,5
DO66910011	E11	A	14	19	43	8
DO66910012	E12	A	15,5	19	43	8,5
DO66910014	E14	A	17,5	22	43	10
DO66910016	E16	A	18,5	22	43	11

Torx® is a trademark of Textron.



ACTION

# SLEEVE DRIVE SOCKETS

for impulse wrenches



## 3/8" Drive

HEX DRIVER (INBUS) 2						
Type	A/F mm	IMG	L1 mm	D2 mm	L mm	-
<b>Metric</b>						
DO68916003	3	E	11	22	75	-
DO68916004	4	E	11	22	75	-
DO68916005	5	E	11	22	75	-
DO68916006	6	E	11	22	75	-
DO68916007	7	E	16	22	75	-
DO68916008	8	E	16	22	75	-
DO68916009	9	E	16	22	75	-
DO68916010	10	E	16	22	75	-
DO68916011	11	E	16	22	75	-
DO68916012	12	E	16	22	75	-
DO68916013	13	E	16	22	75	-
DO68916014	14	E	16	22	75	-
DO68916015	15	E	16	22	75	-
DO68916016	16	E	16	22	75	-

### STUD BOLD SETTERS

Type	Size	D1 mm	D2 mm	L mm
DO66A10062	M6 x 1	12,5	22	50
DO66A10083	M8 x 1,25	15	22	50
DO66A10104	M10 x 1,5	17	22	50



## 1/2" Drive

6-POINT NORMAL 3						
Type	A/F mm	IMG	D1 mm	D2 mm	L mm	L2 mm
<b>Metric</b>						
DO60920012	12	A	20	25	52	12
DO60920013	13	A	21	25	52	12
DO60920014	14	A	22,5	25	52	12
DO60920015	15	A	23,5	30	52	12
DO60920016	16	A	25	30	52	12
DO60920017	17	A	26	30	52	12
DO60920018	18	A	27,5	30	52	13
DO60920019	19	A	28,5	30	52	13
DO60920021	21	A	31	30	52	14
DO60920022	22	A	32	30	52	14
DO60920023	23	A	34	30	52	14
DO60920024	24	A	35	30	52	15
DO60920025	25	A	36	30	57	15
DO60920027	27	A	38,5	30	57	17
DO60920030	30	A	42	30	57	18
DO60920032	32	A	44	30	62	20

6-POINT LONG 4						
Type	A/F mm	IMG	D1 mm	D2 mm	L mm	L2 mm
<b>Metric</b>						
DO60923010	10	D	17,5	25	100	12
DO60923012	12	D	20	25	100	12
DO60923013	13	D	21	25	100	12
DO60923014	14	D	22,5	25	100	12
DO60923015	15	D	23,5	30	100	12
DO60923017	17	D	26	30	100	13
DO60923019	19	D	28,5	30	100	13
DO60924010	10	D	17,5	25	150	12
DO60924012	12	D	20	25	150	12
DO60924013	13	D	21	25	150	12
DO60924014	14	D	22,5	25	150	12
DO60924015	15	D	23,5	30	150	12
DO60924017	17	D	26	30	150	13
DO60924019	19	D	28,5	30	150	13
DO60925010	10	D	17,5	25	200	12
DO60925012	12	D	20	25	200	12
DO60925013	13	D	21	25	200	12
DO60925014	14	D	22,5	25	200	12
DO60925015	15	D	23,5	30	200	12
DO60925017	17	D	26	30	200	13
DO60925019	19	D	28,5	30	200	13

ACTION

# SLEEVE DRIVE SOCKETS

for impulse wrenches



## 1/2" Drive

### 6-POINT LONG MAGNETIC 1

Type	A/F mm	IMG	D1 mm	D2 mm	L mm	L2 mm
<b>Metric</b>						
DO6092P010	10	D	17,5	25	100	4
DO6092P011	11	D	18,5	25	100	5
DO6092P012	12	D	20	25	100	5
DO6092P013	13	D	21	25	100	6
DO6092P014	14	D	22,5	25	100	6
DO6092P015	15	D	23,5	30	100	7
DO6092P016	16	D	25	30	100	7
DO6092P017	17	D	26	30	100	7
DO6092P018	18	D	27,5	30	100	8
DO6092P019	19	D	28,5	30	100	8

DO6092R010	10	D	17,5	25	150	4
DO6092R011	11	D	18,5	25	150	5
DO6092R012	12	D	20	25	150	5
DO6092R013	13	D	21	25	150	6
DO6092R014	14	D	22,5	25	150	6
DO6092R015	15	D	23,5	30	150	7
DO6092R016	16	D	25	30	150	7
DO6092R017	17	D	26	30	150	7
DO6092R018	18	D	27,5	30	150	8
DO6092R019	19	D	28,5	30	150	8

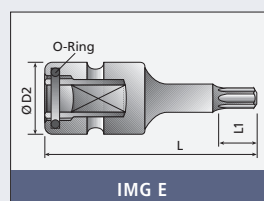
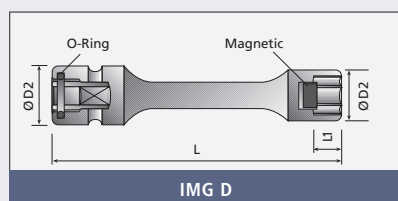
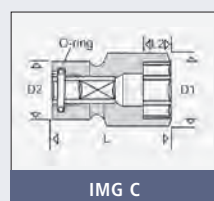
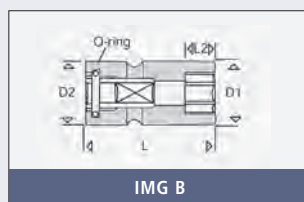
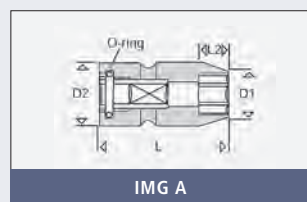
DO6092T010	10	D	17,5	25	200	4
DO6092T011	11	D	18,5	25	200	5
DO6092T012	12	D	20	25	200	5
DO6092T013	13	D	21	25	200	6
DO6092T014	14	D	22,5	25	200	6
DO6092T015	15	D	23,5	30	200	7
DO6092T016	16	D	25	30	200	7
DO6092T017	17	D	26	30	200	7
DO6092T018	18	D	27,5	30	200	8
DO6092T019	19	D	28,5	30	200	8

### 6-POINT NORMAL MAGNETIC 2

Type	A/F mm	IMG	D1 mm	D2 mm	L mm	L2 mm
<b>Metric</b>						
DO6092A006	6	A	13	25	52	5
DO6092A007	7	A	14	25	52	5
DO6092A008	8	A	15	25	52	7
DO6092A009	9	A	16	25	52	7
DO6092A010	10	A	17,5	25	52	8
DO6092A011	11	A	18,5	25	52	9
DO6092A012	12	A	20	25	52	12
DO6092A013	13	A	21	25	52	12
DO6092A014	14	A	22,5	25	52	12
DO6092A015	15	A	23,5	30	52	12
DO6092A016	16	A	25	30	52	12
DO6092A017	17	A	26	30	52	12
DO6092A018	18	A	27,5	30	52	12
DO6092A019	19	A	28,5	30	52	12
DO6092A020	20	B	30	30	52	12
DO6092A021	21	C	31	30	52	12
DO6092A022	22	C	32	30	52	12
DO6092A023	23	C	34	30	52	12
DO6092A024	24	C	35	30	52	12
DO6092A025	25	C	36	30	57	12
DO6092A026	26	C	38	30	57	12
DO6092A027	27	C	38,5	30	57	12

### 6-POINT DEEP MAGNETIC 3

Type	A/F mm	IMG	D1 mm	D2 mm	L mm	L1 mm
<b>Metric</b>						
DO6092Q010	10	A	17,5	25	100	5
DO6092Q013	13	A	21	25	100	6
DO6092Q016	16	A	25	30	100	7
DO6092Q017	17	A	26	30	100	7
DO6092Q019	19	A	28,5	30	100	8



ACTION

# SLEEVE DRIVE SOCKETS

for impulse wrenches



## 1/2" Drive

★ TORX® INTERNAL 1						
Type	A/F	IMG	L1 mm	D2 mm	L mm	-
DO68821020	T20	E	2,8	25	75	-
DO68821025	T25	E	3	25	75	-
DO68821027	T27	E	3	25	75	-
DO68821030	T30	E	3,8	25	75	-
DO68821040	T40	E	3,8	25	75	-
DO68821045	T45	E	4,3	25	75	-
DO68821047	T47	E	5	25	75	-
DO68821050	T50	E	5	25	75	-
DO68821055	T55	E	5,5	25	75	-
DO68821060	T60	E	8	25	75	-
DO68821070	T70	E	9,4	25	75	-
DO68821080	T80	E	10,5	25	75	-
DO68821090	T90	E	11,8	25	75	-
DO68821100	T100	E	13,1	25	75	-

Torx® is a trademark of Textron.

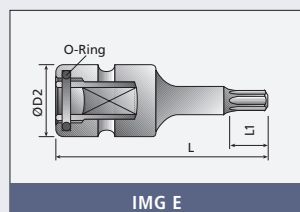
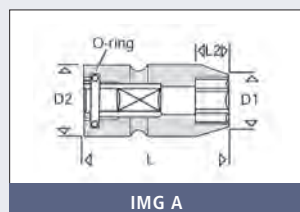
★ TORX® EXTERNAL 2						
Type	A/F	IMG	D1 mm	D2 mm	L mm	L2 mm
DO66920010	E10	A	14	25	52	7,5
DO66920011	E11	A	15	25	52	8
DO66920012	E12	A	16	25	52	8,5
DO66920014	E14	A	18	25	52	10
DO66920016	E16	A	20	25	52	11
DO66920018	E18	A	22	25	52	12,5
DO66920020	E20	A	25	30	52	14
DO66920022	E22	A	27	30	52	15
DO66920024	E24	A	29	30	52	16,5

Torx® is a trademark of Textron.

⬡ HEX DRIVER (INBUS) 3						
Type	A/F mm	IMG	L1 mm	D2 mm	L mm	-
<b>Metric</b>						
DO68925003	3	E	11	25	75	-
DO68925004	4	E	11	25	75	-
DO68925005	5	E	15	25	75	-
DO68925006	6	E	15	25	75	-
DO68925007	7	E	20	25	75	-
DO68925008	8	E	25	25	75	-
DO68925009	9	E	25	25	75	-
DO68925010	10	E	25	25	75	-
DO68925011	11	E	25	25	75	-
DO68925012	12	E	25	25	75	-
DO68925013	13	E	25	25	75	-
DO68925014	14	E	25	25	75	-
DO68925015	15	E	25	25	75	-
DO68925016	16	E	25	25	75	-
DO68925017	17	E	25	25	75	-
DO68925018	18	E	25	25	75	-
DO68925019	19	E	25	25	75	-

### STUD BOLT SETTERS

Type	Size	D1 mm	D2 mm	L mm
DO66A21062	M6 x 1	13	25	75
DO66A21083	M8 x 1,25	15	25	75
DO66A21104	M10 x 1,5	17	25	75
DO66A21125	M12 x 1,75	19	25	75
DO66A21146	M14 x 2	22	25	75
DO66A21166	M16 x 2	27	30	75



ACTION

# SLEEVE DRIVE SOCKETS

for impulse wrenches



## 3/4" Drive

### 6-POINT NORMAL

Type	A/F mm	IMG	D1 mm	D2 mm	L mm	L2 mm
<b>Metric</b>						
DO60940017	17	A	30	44	65	12
DO60940018	18	A	31	44	65	13
DO60940019	19	A	32	44	65	13
DO60940021	21	A	35	44	68	15
DO60940022	22	A	37	44	68	15
DO60940023	23	A	38	44	68	15
DO60940024	24	A	39	44	68	15
DO60940026	26	A	42	44	69	16
DO60940027	27	A	43	44	69	17
DO60940028	28	A	44	44	71	18
DO60940029	29	A	46	44	71	18
DO60940030	30	A	47	44	71	18
DO60940032	32	A	49	44	72	20
DO60940033	33	A	51	44	73	21
DO60940034	34	A	52	44	73	22
DO60940035	35	A	53	44	73	22
DO60940036	36	A	54	44	73	23
DO60940038	38	A	57	44	75	24
DO60940041	41	A	60	44	75	27
DO60940046	46	A	66,5	44	80	30
DO60940050	50	A	71	54	80	31

### 6-POINT MAGNETIC

Type	A/F mm	IMG	D1 mm	D2 mm	L mm	L2 mm
<b>Metric</b>						
DO6094A013	13	A	24,5	44	65	12
DO6094A014	14	A	25,5	44	65	12
DO6094A015	15	A	27	44	65	12
DO6094A016	16	A	28	44	65	12
DO6094A017	17	A	30	44	65	12
DO6094A018	18	A	31	44	65	13
DO6094A019	19	A	32	44	65	13
DO6094A020	20	A	34	44	68	15
DO6094A021	21	A	35	44	68	15
DO6094A022	22	A	37	44	68	15
DO6094A023	23	A	38	44	68	15
DO6094A024	24	A	39	44	68	16
DO6094A025	25	A	41	44	69	16
DO6094A026	26	A	42	44	69	16
DO6094A027	27	A	43	44	69	17

### HEX DRIVER 6-POINT (INBUS)

Type	A/F mm	IMG	D2 mm	L mm	L2 mm	-
<b>Metric</b>						
DO68945010	10	F	44	100	20	-
DO68945012	12	F	44	100	20	-
DO68945014	14	F	44	100	20	-
DO68945016	16	F	44	100	20	-
DO68945017	17	F	44	100	20	-
DO68945019	19	F	44	100	20	-
DO68945022	22	F	44	100	20	-
DO68945024	24	F	44	100	20	-
DO68945027	27	F	44	100	20	-
DO68945030	30	F	44	100	20	-
DO68945032	32	F	44	100	20	-
DO68945033	33	F	44	100	20	-
DO68945036	36	F	44	100	20	-
DO68945038	38	F	44	100	20	-

### TORX® EXTERNAL

Type	A/F	IMG	D1 mm	D2 mm	L mm	L2 mm
<b>Metric</b>						
DO66940018	E18	A	26	44	65	12,5
DO66940020	E20	A	28	44	65	14
DO66940022	E22	A	31	44	65	15
DO66940024	E24	A	33	44	65	16,5

Torx® is a trademark of Textron.

## ACTION BROCHURE

IMPACT SOCKETS FOR OPTIMAL PERFORMANCE AND SECURITY



Other versions of impact sockets are available (magnetic, thinwalled, other sizes).

Ask for our special socket-catalogue.

# SLEEVE DRIVE SOCKETS

for impulse wrenches



## 3/4" Drive

EXTENSIONS 1			
Type	Square-drive	D2 mm	L mm
<b>Metric</b>			
DO64614075	3/8"	75	22
DO64614125	3/8"	125	22
DO64614250	3/8"	250	22
DO64624075	1/2"	75	25
DO64624125	1/2"	125	25
DO64624175	1/2"	175	25
DO64624250	1/2"	250	25
DO64644175	3/4"	175	44
DO64644250	3/4"	250	44
DO64644330	3/4"	330	44

## Sleeve Drive adaptors

QUICK CHANGE ADAPTORS 2				
Type	Drive-in	Drive-out	D2 mm	L mm
<b>Metric</b>				
DO69151116	3/8"	1/2"	20	80
DO69152112	1/2"	3/8"	25	75
DO69154116	3/4"	1/2"	44	90
DO69151112	3/8"	3/8"	19	75
DO69151212	3/8"	3/8"	19	100
DO69152216	1/2"	1/2"	25	100
DO69154324	3/4"	3/4"	44	125

BIT HOLDERS 3				
Type	Square-drive	Hex chuck	D2 mm	L mm
<b>Metric</b>				
DO69111E08	3/8"	1/4"	52	22
DO69111E14	3/8"	7/16"	62	22
DO69112E08	1/2"	1/4"	60	25
DO69112E14	1/2"	7/16"	70	25
DO69114E14	3/4"	7/16"	80	44

### ACTION SLEEVE DRIVE POWER SOCKETS GUARANTEE REDUCED VIBRATION

ACTION sleeve drive power sockets are supported with an O-ring on the axle of the impulse wrench, giving a tighter fit on the tool.

**Sleeve drive power sockets guarantee**

- Torque improvement
- Reduces vibration
- Reduced noise level
- Reduced wear

## Impact adaptors (NO SLEEVE DRIVE)



Type	Square-drive	Hex	IMG	L mm	D mm
<b>Metric</b>					
DO69306050	1/4"	1/4"	C	50	9
DO69306075	1/4"	1/4"	C	75	9
DO69306100	1/4"	1/4"	C	100	9
DO69306150	1/4"	1/4"	C	150	9
DO69316050	3/8"	1/4"	C	50	13
DO69316075	3/8"	1/4"	C	75	13
DO69316100	3/8"	1/4"	C	100	13
DO69318075	3/8"	7/16"	D	75	13
DO6932E050	1/2"	1/4"	C	50	17
DO69328075	1/2"	7/16"	D	75	17



# SERVICE

## How to use

Please take the following points into consideration before using new air tool(s).

- We advise you to oil your tool at regular intervals using RR ATLUB fully synthetic resin and acid free lubrication
- Always check, before connecting the hose to the tool, that both the air hose and fittings are in good state of repair and the latter is free of any dirt or debris.
- Make sure that the air is dry and clean.
- We advise you to use the correct size air treatment set (FRL) and a correctly adjusted lubricator.
- For a good lubrication we advise use of a hose between oiler and air tool of max. 8 m. (26 ft.). If you want to use a longer hose, it is possible to mount a SMC jet-oiler. The jet oiler has a reach of approx. 200 m. The air pressure of the tool has to be 0.63 MPa. The correct hose diameter is necessary to achieve the best performance.

---

**DRAW WATER FROM THE AIR PIPING  
AND COMPRESSOR TANK DAILY.  
CHECK IF THE LUBRICATORS ARE FILLED  
WITH RED ROOSTER ATLUB AIR TOOL OIL.**

---

## Pressure too low!

**When the air supply to the tools is too low it could reduce the performance of the tool**

If the pressure is too low the tool will show reduced performance and precision, resulting in slow starting and lower productivity. 1 Bar pressure reduction means 25% power loss!

## WARRANTY

Warranty covers material and/or construction faults of the manufacturer, which are clearly definable. Replacement of parts or repair by an official YOKOTA/RED ROOSTER service workshop is free of charge when the tool is covered by warranty. Freight or postage is for the account of the customer. Damage attributed to normal wear, overloading or incorrect use is excluded from warranty.

Replacement of tools as a consequence of warranty claims is not part of the warranty arrangements. Also claims for loss of production and/or other damages are excluded from this warranty. Repairs under warranty can only be considered, when the tool is in its original state and it is accompanied by the purchase invoice.

Low pressure may occur if:

- The capacity of the compressor is insufficient
- The air piping has been pitched incorrectly
- There are air leaks
- The air treatment equipment is not functioning properly and/or is not pitched correctly
- The wrong size hose nipples or quick couplers are used
- The tank is too small

## Please note

When using impact wrenches and impulse wrenches, the torques shown will vary if used on a soft joint, e.g. washers, gaskets, etc.

## Quality of the air

Poor air quality can result in expensive production downtime, and will increase the time and costs of maintenance and will shorten the life of your tools.

Good quality air should be a first consideration, cost will earn itself back easily, as it will save your tools from damage.

Poor air quality can be caused by:

- Lack of necessary air treatment equipment
- Poor quality and/or wrong installation of the air treatment equipment
- Lack of maintenance of the air treatment equipment
- Incorrect hose diameter

Warranty claims have to be made through the distributor, who has supplied the tool concerned. We reserve the right to make unannounced changes to our tools. These warranty conditions are based on an 8 hour working day.

The warranty period from the date of purchase is as follows:

**12 months** YOKOTA & RED ROOSTER industrial air tools

**12 months** RED ROOSTER hoists and winches

**3 months** On repairs and replaced spare parts, which are repaired by either us or our official service workshops.



## OTHER BROCHURES OF RAMI YOKOTA BV



### AIR TOOLS

PRODUCT RANGE TOKU, YOKOTA, RED ROOSTER, ACTION & SMC

**Content:**

Impact wrenches, Impulse wrenches, Ratchet wrenches, Impact sockets, Screwdrivers, Drills, Grinders & sanders, Hammers, Needlescalers, Saws, Pumps, Air chain hoists, Spring balancers, Air treatment equipment.



### ACTION BROCHURE

IMPACT SOCKETS FOR OPTIMAL PERFORMANCE AND SECURITY

**Content:**

Normal/Long, Magnetic/Torx®, Hex Head/12-Point, Surface Drive/Thin wall, Universal joints, Sleeve drive, Impact Socket Sets, Torque/Adapters, Extension Bars, etc.



### RED ROOSTER AIR CHAIN HOISTS

AIR CHAIN HOISTS 125 KG - 100 TONNES

**Content:**

Air Chain Hoists 0,125 /100 tonnes, Compact hoists, Mini hoists, Air chain hoists, Trolleys, Explosion proof, Accessories.